

# Service Delivery and Budget Implementation Plan (SDBIP)

2013/2014



**GREATER TZANEEN MUNICIPALITY**

Approved by:

Mayor

Cllr. DJ Mmetle

Signature

A handwritten signature in black ink, consisting of several loops and a final flourish, written over a horizontal line.

Date

18/06/2013

## TABLE OF CONTENTS

	<b>Page</b>
Introduction & Approval	3
Monthly Revenue Projections by source	5
Monthly Expenditure by vote	7
Quarterly Summary of Projected Revenue and Expenditure by Vote	12
Summary of Financial Performance	14
Capital Funding by source & Expenditure by Source & Vote	15
Service Delivery Targets (KPIs & Projects) - Office of the Municipal Manager	17
Service Delivery Targets (KPIs & Projects) - Chief Financial Officer	22
Service Delivery Targets (KPIs & Projects) - Corporate Services	25
Service Delivery Targets (KPIs & Projects) - Electrical Engineering	29
Service Delivery Targets (KPIs & Projects) - Engineering Services	34
Service Delivery Targets (KPIs & Projects) - Community Services	38
Service Delivery Targets (KPIs & Projects) - Planning and Economic Development	40
Capital Works Plan	43

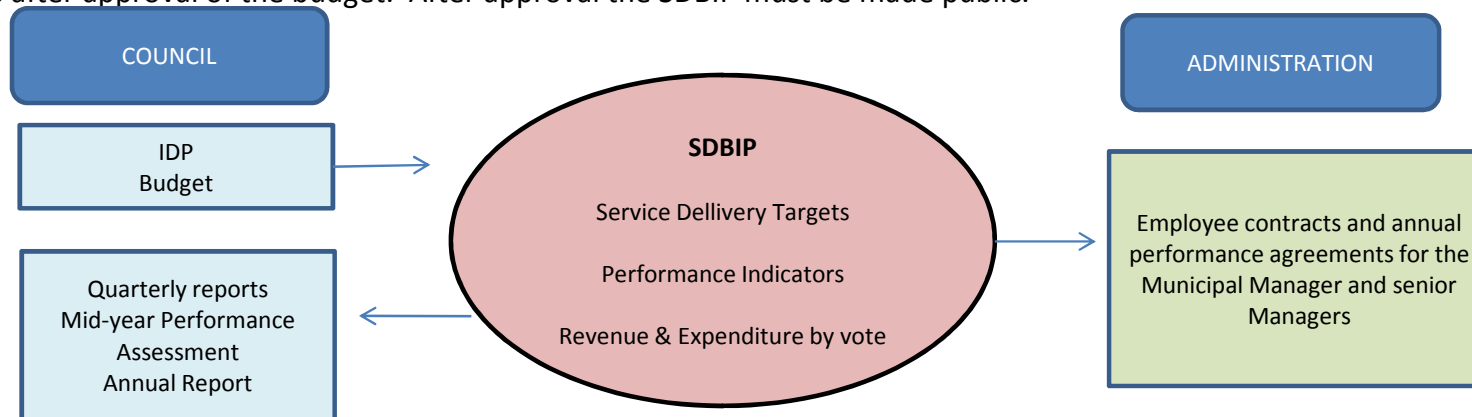
## INTRODUCTION & APPROVAL

The Service Delivery and Budget Implementation Plan (SDBIP) serves as a “contract” (illustrated below) between the administration, council and the community, expressing the goals and objectives (see strategy map below) set by the Council as quantifiable outcomes that can be implemented by the administration over the next twelve months. This provides the basis for measuring performance in service delivery against end of year targets and therefore the implementation of the budget.

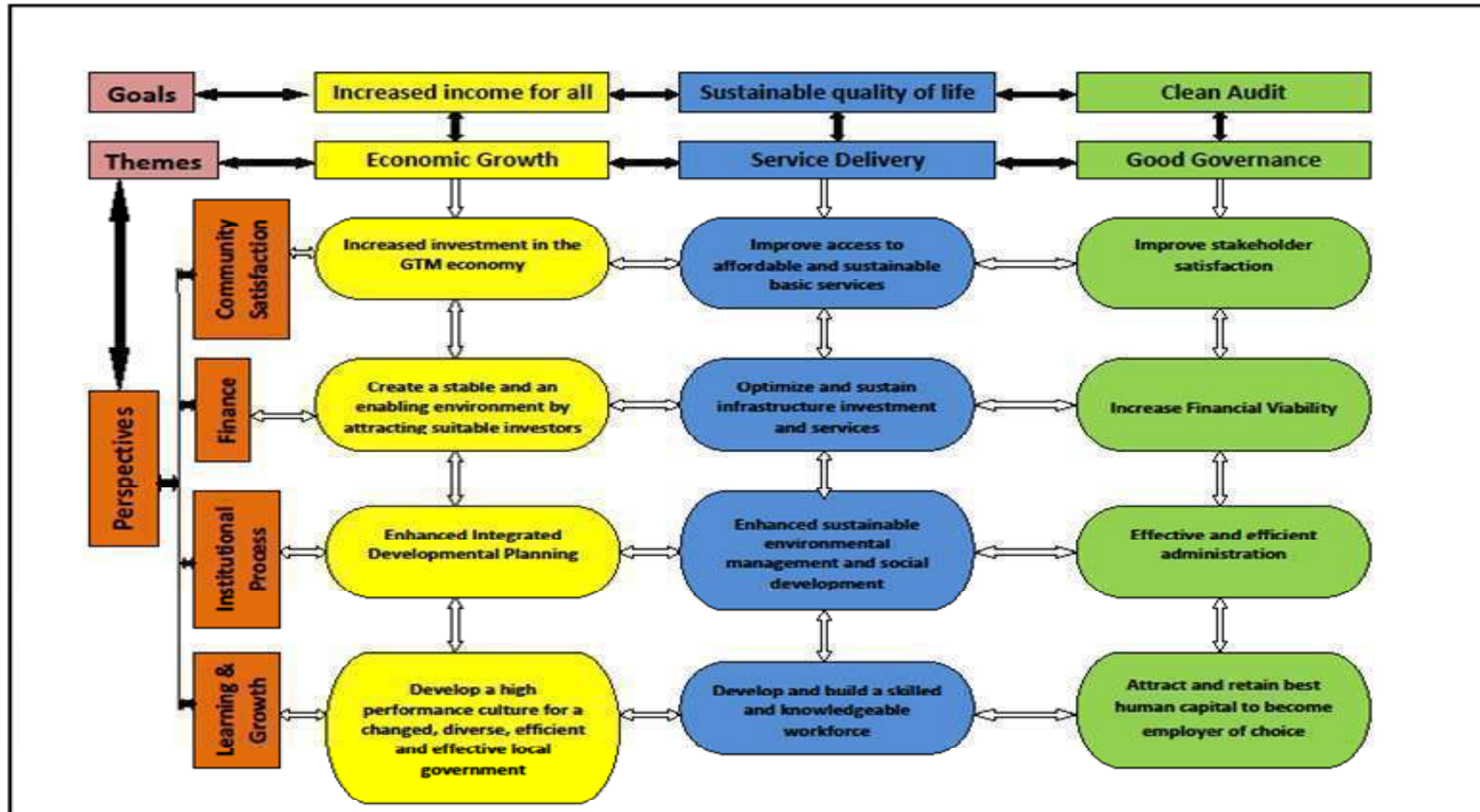
The SDBIP is also a vital monitoring tool for the Mayor and Council to monitor in-year performance of the Municipal Manager and for the Municipal Manager to monitor the performance of all managers in the municipality within the financial year. This enables the Mayor and Municipal manager to be pro-active and take remedial steps in the event of poor performance.

Being a management and implementation plan (and not a policy proposal), the SDBIP is not required to be approved by the council – it is however tabled before council and made public for information and for purposes of monitoring. The SDBIP should be seen as a dynamic document that may (at lower layers of the plan) be continually revised by the municipal manager and other top managers, as actual performance after each month or quarter is taken into account. However, the top-layer of the SDBIP and its targets cannot be revised without notifying the council as these are linked to the approved Budget and IDP, and if there is to be changes in service delivery targets and performance indicators, this must be with the approval of the council, following approval of an adjustments budget (section 54(1)(c) of MFMA).

The Municipal Manager is responsible for drafting the SDBIP and must submit to the Mayor for approval by no later than 28 days after approval of the budget. After approval the SDBIP must be made public.



GTM STRATEGY MAP 2013/14



**Monthly Revenue projections by source for 2013/14**

Source	Jul '13	Aug '13	Sep '13	Oct '13	Nov '13	Dec '13
	Projected	Projected	Projected	Projected	Projected	Projected
Property rates	4 892	4 985	5 271	5 847	4 765	4 844
Penalties imposed and collection charges on rates	339	348	330	394	363	336
Service charges	34 662	33 993	35 192	36 577	35 215	35 602
Rent of facilities and equipment	22	32	21	18	20	21
Interest earned - external investments	197	-	-	31	444	1 052
Interest earned - outstanding debtors	1 347	1 369	1 197	1 462	1 400	1 611
Fines	135	256	272	151	365	430
Licenses and Permits	23	13	42	32	27	43
Income from Agency services	4 807	3 647	4 043	3 146	3 686	4 152
Operating grants and subsidies	130 307	2 593	2 590	2 590	103 510	2 590
Other Revenue	461	454	439	445	390	397
equipment						
Income foregone	(823)	(737)	(738)	(848)	(856)	(853)
<b>Total Revenue</b>	<b>176 368</b>	<b>46 953</b>	<b>48 660</b>	<b>49 845</b>	<b>149 331</b>	<b>50 223</b>

**Monthly Actual Revenue by source for 2013/14**

Source	Jul '13	Aug '13	Sep '13	Oct '13	Nov '13	Dec '13
	Actual	Actual	Actual	Actual	Actual	Actual
Property rates						
Penalties imposed and collection charges on rates						
Service charges						
Rent of facilities and equipment						
Interest earned - external investments						
Interest earned - outstanding debtors						
Fines						
Licenses and Permits						
Income from Agency services						
Operating grants and subsidies						
Other Revenue						
Gain on disposal of property, plant and equipment						
Income foregone						
<b>Total Revenue</b>	<b>-</b>	<b>-</b>	<b>-</b>	<b>-</b>	<b>-</b>	<b>-</b>

**Monthly Revenue projections by source for 2013/14**

Source	Jan '14	Feb '14	Mar '14	Apr '14	May '14	Jun '14	TOTAL
	Projected	Projected	Projected	Projected	Projected	Projected	Projected
Property rates	4 836	5 075	4 883	5 079	4 868	4 915	60 260
Penalties imposed and collection charges on rates	289	289	289	268	322	335	3 900
Service charges	36 579	37 264	37 124	35 300	34 884	35 685	428 076
Rent of facilities and equipment	19	19	20	25	24	20	259
Interest earned - external investments	49	461	462	302	-	3	3 001
Interest earned - outstanding debtors	1 220	1 220	1 282	1 192	1 294	1 407	16 000
Fines	135	171	106	460	354	376	3 210
Licenses and Permits	42	37	22	34	15	15	345
Income from Agency services	3 320	3 700	3 489	3 957	3 188	3 314	44 448
Operating grants and subsidies	-	-	74 978	-	-	0	319 159
Other Revenue	429	460	446	436	390	456	5 203
equipment						2 300	2 300
Income foregone	(849)	(983)	(875)	(1 005)	(855)	(877)	(10 300)
<b>Total Revenue</b>	<b>46 067</b>	<b>47 712</b>	<b>122 225</b>	<b>46 047</b>	<b>44 484</b>	<b>47 947</b>	<b>875 862</b>

**Monthly Actual Revenue by source for 2013/14**

Source	Jan '14	Feb '14	Mar '14	Apr '14	May '14	Jun '14	TOTAL
	Actual	Actual	Actual	Actual	Actual	Actual	Actual
Property rates							
Penalties imposed and collection charges on rates							
Service charges							
Rent of facilities and equipment							
Interest earned - external investments							
Interest earned - outstanding debtors							
Fines							
Licenses and Permits							
Income from Agency services							
Operating grants and subsidies							
Other Revenue							
Gain on disposal of property, plant and equipment							
Income foregone							
<b>Total Revenue</b>							

**Monthly Projected Expenditure by Vote  
2013/14**

Vote	Jul-13			Aug-13			Sep-13		
	Opex R '000	Capex R '000	Rev R '000	Opex R '000	Capex R '000	Rev R '000	Opex R '000	Capex R '000	Rev R '000
Municipal Manager	631			517			756		
Executive and Council	2 052		-	2 981		1	2 129		0
Financial Services	3 647		94 696	2 035		6 267	4 086		6 366
Corporate Services	3 434			3 152			3 914		
Planning and Economic Development	953		2 542	1 096		35	1 739	714	46
Community Services	11 062	-	10 759	13 323	-	5 922	14 653	-	6 394
Engineering Services	6 301	2 854	29 652	4 861	3 287	68	11 098	7 406	72
Electrical Engineering	26 299		36 132	31 177	919	35 560	<u>29 174</u>	1 350	36 672
<b>Total By Vote</b>	<b>54 379</b>	<b>2 854</b>	<b>173 781</b>	<b>59 143</b>	<b>4 205</b>	<b>47 853</b>	<b>67 548</b>	<b>9 471</b>	<b>49 551</b>

**Monthly Actual Expenditure by Vote  
2013/14**

Vote	Jul-13			Aug-13			Sep-13		
	Opex R '000	Capex R '000	Rev R '000	Opex R '000	Capex R '000	Rev R '000	Opex R '000	Capex R '000	Rev R '000
Municipal Manager									
Executive and Council									
Financial Services									
Corporate Services									
Planning and Economic Development									
Community Services									
Engineering Services									
Electrical Engineering									
<b>Total By Vote</b>	<b>-</b>	<b>-</b>	<b>-</b>	<b>-</b>	<b>-</b>	<b>-</b>	<b>-</b>	<b>-</b>	<b>-</b>

**Monthly Projected Expenditure by Vote  
2013/14**

Vote	Oct-13			Nov-13			Dec-13		
	Opex R '000	Capex R '000	Rev R '000	Opex R '000	Capex R '000	Rev R '000	Opex R '000	Capex R '000	Rev R '000
Municipal Manager	617			590			735	409	
Executive and Council	2 113			2 174			3 032		
Financial Services	4 668		7 193	4 252		75 000	3 760	167	6 866
Corporate Services	3 245		0	3 495		-	3 020	861	0
Planning and Economic Development	845	649	37	1 105	1 413	1 469	3 429	2 448	52
Community Services	12 666	-	5 356	11 585	-	8 892	12 721	100	6 340
Engineering Services	7 838	1 091	70	10 170	8 365	25 274	10 757	9 633	71
Electrical Engineering	30 733	4 344	38 078	27 264	1 270	36 605	33 734	8 520	36 908
<b>Total By Vote</b>	<b>62 726</b>	<b>6 084</b>	<b>50 734</b>	<b>60 635</b>	<b>11 048</b>	<b>147 240</b>	<b>71 190</b>	<b>22 136</b>	<b>50 237</b>

**Monthly Actual Expenditure by Vote  
2013/14**

Vote	Oct-13			Nov-13			Dec-13		
	Opex R '000	Capex R '000	Rev R '000	Opex R '000	Capex R '000	Rev R '000	Opex R '000	Capex R '000	Rev R '000
Municipal Manager									
Executive and Council									
Financial Services									
Corporate Services									
Planning and Economic Development									
Community Services									
Engineering Services									
Electrical Engineering									
<b>Total By Vote</b>	<b>-</b>	<b>-</b>	<b>-</b>	<b>-</b>	<b>-</b>	<b>-</b>	<b>-</b>	<b>-</b>	<b>-</b>



**Monthly Projected Expenditure by Vote  
2013/14**

Vote	Jan-14			Feb-14			Mar-14		
	Opex R '000	Capex R '000	Rev R '000	Opex R '000	Capex R '000	Rev R '000	Opex R '000	Capex R '000	Rev R '000
Municipal Manager	1 202			976			651		
Executive and Council	2 473			2 072			2 117		
Financial Services	4 248		5 896	3 352		6 190	4 205		58 430
Corporate Services	3 026		-	4 820		0	2 854		0
Planning and Economic Development	1 965	305	52	1 360	242	45	1 631		1 112
Community Services	8 372	-	5 299	13 344	-	5 796	12 214	-	7 562
Engineering Services	4 177	5 269	69	9 822	11 871	69	12 433	18 267	18 328
Electrical Engineering	30 109	6 196	35 478	35 540	10 581	36 094	<b>30 710</b>	3 873	35 340
<b>Total By Vote</b>	<b>55 573</b>	<b>11 770</b>	<b>46 795</b>	<b>71 286</b>	<b>22 694</b>	<b>48 195</b>	<b>66 815</b>	<b>22 140</b>	<b>120 772</b>

**Monthly Actual Expenditure by Vote  
2013/14**

Vote	Jan-14			Feb-14			Mar-14		
	Opex R '000	Capex R '000	Rev R '000	Opex R '000	Capex R '000	Rev R '000	Opex R '000	Capex R '000	Rev R '000
Municipal Manager									
Executive and Council									
Financial Services									
Corporate Services									
Planning and Economic Development									
Community Services									
Engineering Services									
Electrical Engineering									
<b>Total By Vote</b>	<b>0</b>	<b>0</b>	<b>0</b>	<b>0</b>	<b>0</b>	<b>0</b>	<b>0</b>	<b>0</b>	<b>0</b>

**Monthly Projected Expenditure by Vote  
2013/14**

Vote	Apr-14			May-14			Jun-14		
	Opex R '000	Capex R '000	Rev R '000	Opex R '000	Capex R '000	Rev R '000	Opex R '000	Capex R '000	Rev R '000
Municipal Manager	913			2 540			780		
Executive and Council	2 075			1 796			2 399		
Financial Services	8 553		6 036	6 077		6 149	11 461	333	8 743
Corporate Services	3 336		0	4 334		-	4 328		0
Planning and Economic Development	987	277	49	1 184	220	39	2 221	1 298	36
Community Services	13 018	-	6 341	11 821	-	5 153	16 514	500	5 517
Engineering Services	9 945	17 554	70	10 442	18 251	60	14 608	12 347	55
Electrical Engineering	32 659	1 549	34 087	33 616		33 807	41 252	898	34 564
<b>Total By Vote</b>	<b>71 486</b>	<b>19 380</b>	<b>46 582</b>	<b>71 810</b>	<b>18 471</b>	<b>45 208</b>	<b>93 565</b>	<b>15 376</b>	<b>48 914</b>

**Monthly Actual Expenditure by Vote  
2013/14**

Vote	Apr-14			May-14			Jun-14		
	Opex R '000	Capex R '000	Rev R '000	Opex R '000	Capex R '000	Rev R '000	Opex R '000	Capex R '000	Rev R '000
Municipal Manager									
Executive and Council									
Financial Services									
Corporate Services									
Planning and Economic Development									
Community Services									
Engineering Services									
Electrical Engineering									
<b>Total By Vote</b>	<b>0</b>	<b>0</b>	<b>0</b>	<b>0</b>	<b>0</b>	<b>0</b>	<b>0</b>	<b>0</b>	<b>0</b>

**Monthly Projected Expenditure by Vote  
2013/14**

Vote	Total		
	Opex R '000	Capex R '000	Rev R '000
Municipal Manager	10 908	409	-
Executive and Council	27 413	-	1
Financial Services	60 343	500	287 832
Corporate Services	42 958	861	0
Planning and Economic Development	18 515	7 565	5 514
Community Services	151 294	600	79 330
Engineering Services	112 454	116 196	73 859
Electrical Engineering	382 270	39 500	429 325
<b>Total By Vote</b>	<b>806 154</b>	<b>165 630</b>	<b>875 862</b>

**Monthly Actual Expenditure by Vote  
2013/14**

Vote	Total		
	Opex R '000	Capex R '000	Rev R '000
Municipal Manager			
Executive and Council			
Financial Services			
Corporate Services			
Planning and Economic Development			
Community Services			
Engineering Services			
Electrical Engineering			
<b>Total By Vote</b>	<b>0</b>	<b>0</b>	<b>0</b>

**Quarterly Summary of Projected  
Revenue and Expenditure by Vote  
(2013/14)**

Vote	Quarter ending 30 September 2013			Quarter ending 31 December 2013		
	Opex R '000	Capex R '000	Rev R '000	Opex R '000	Capex R '000	Rev R '000
Municipal Manager	1 904	–	–	1 941	409	–
Executive and Council	7 161	–	1	7 320	–	–
Financial Services	9 768	–	107 329	12 680	167	89 059
Corporate Services	10 499	–	–	9 761	861	0
Planning and Economic Development	3 788	714	2 622	5 379	4 510	1 558
Community Services	39 038	–	23 074	36 973	100	20 588
Engineering Services	22 261	13 547	29 793	28 765	19 088	25 415
Electrical Engineering	86 650	2 269	108 365	91 732	14 134	111 591
<b>Total By Vote</b>	<b>181 070</b>	<b>16 530</b>	<b>271 184</b>	<b>194 551</b>	<b>39 268</b>	<b>248 211</b>

**Quarterly Summary of Actual  
Revenue and Expenditure by Vote  
(2013/14)**

Vote	Quarter ending 30 September 2013			Quarter ending 31 December 2013		
	Opex R '000	Capex R '000	Rev R '000	Opex R '000	Capex R '000	Rev R '000
Municipal Manager						
Executive and Council						
Financial Services						
Corporate Services						
Planning and Economic Development						
Community Services						
Engineering Services						
Transport						
Electrical Engineering						
<b>Total By Vote</b>	<b>0</b>	<b>0</b>	<b>0</b>	<b>0</b>	<b>0</b>	<b>0</b>

**Quarterly Summary of Projected  
Revenue and Expenditure by Vote  
(2013/14)**

Vote	Quarter ending 31 March 2014			Quarter ending 30 June 2014			Total		
	Opex R '000	Capex R '000	Rev R '000	Opex R '000	Capex R '000	Rev R '000	Opex R '000	Capex R '000	Rev R '000
Municipal Manager	2 829	–	–	4 233	–	–	10 908	409	–
Executive and Council	6 662	–	–	6 270	–	–	27 413	–	1
Financial Services	11 805	–	70 516	26 091	333	20 928	60 343	500	287 832
Corporate Services	10 699	–	0	11 999	–	0	42 958	861	0
Planning and Economic Development	4 956	547	1 210	4 392	1 795	124	18 515	7 565	5 514
Community Services	33 930	–	18 657	41 353	500	17 011	151 294	600	79 330
Engineering Services	26 432	35 407	18 467	34 995	48 152	185	112 454	116 196	73 859
Electrical Engineering	96 360	20 650	106 912	107 527	2 447	102 457	382 270	39 500	429 325
<b>Total By Vote</b>	<b>193 673</b>	<b>56 604</b>	<b>215 762</b>	<b>236 860</b>	<b>53 227</b>	<b>140 704</b>	<b>806 154</b>	<b>165 630</b>	<b>875 862</b>

**Quarterly Summary of Actual  
Revenue and Expenditure by Vote  
(2013/14)**

Vote	Quarter ending 31 March 2014			Quarter ending 30 June 2014			Total		
	Opex R '000	Capex R '000	Rev R '000	Opex R '000	Capex R '000	Rev R '000	Opex R '000	Capex R '000	Rev R '000
Municipal Manager									
Executive and Council									
Financial Services									
Corporate Services									
Planning and Economic Development									
Community Services									
Engineering Services									
Transport									
Electrical Engineering									
<b>Total By Vote</b>	<b>0</b>	<b>0</b>	<b>0</b>	<b>0</b>	<b>0</b>	<b>0</b>	<b>0</b>	<b>0</b>	<b>0</b>

## Summary of Financial Performance 2013/14

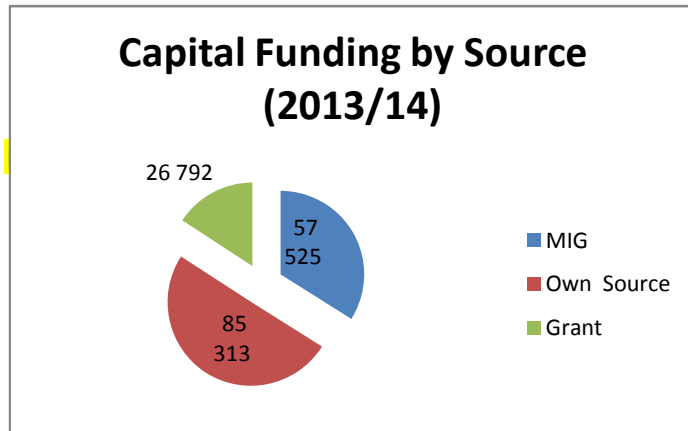
2013/14 FY		1 July -30 Sept '13		1 Oct - 30 Dec '13		1 Jan- 30 Mar '14		1 Apr - 30 Jun '14	
Revenue	Budget	Year to date receipt	% Receipt	Year to date receipt	% Receipt	Year to date receipt	% Receipt	Year to date receipt	% Receipt
Grants & Subsidies	319 159 000								
Rates & Taxes (billing)	478 035 820								
Rates & Taxes (collection rate)	90%								
Debtors age analysis	126 008 199								
Bank Balance	12 342 983								

2013/14 FY		1 July -30 Sept '13		1 Oct - 30 Dec '13		1 Jan- 30 Mar '14		1 Apr - 30 Jun '14	
Expenditure	Budget	Year to date exp	% Spent	Year to date exp	% Spent	Year to date exp	% Spent	Year to date exp	% Spent
Salaries & Allowances	211 911 302								
Remuneration of Councillors	18 618 694								
Repairs & Maintenance	100 111 875								
Bulk Purchases	268 940 253								
Contracted Services	39 112 872								
Operating Expenditure	167 458 770								
General Expenses									
Capital Expenditure	165 629 847								

2013/14 FY		1 July -30 Sept '13		1 Oct - 30 Dec '13		1 Jan- 30 Mar '14		1 Apr - 30 Jun '14	
Conditional Grants	Budget	Year to date exp	% Spent	Year to date exp	% Spent	Year to date exp	% Spent	Year to date exp	% Spent
FMG	1 550 000								
INEP	20 000 000								
NDPG	5 000 000								
MSIG	890 000								
Free Basic Services									
MIG	73 247 000								
EPWP	1 710 000								

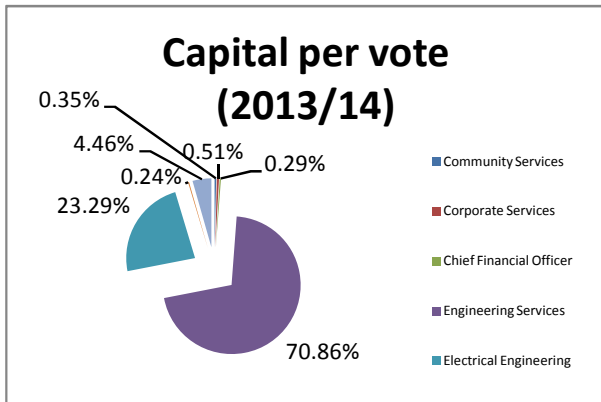
### 2013/14 Capital Funding by source

Funding Source	Budget (R '000)	% from source	Exp (1 Jul - 30 Sept '13)	% of total spent 1st Qtr	Exp (1 Oct -30 Dec '13)	% of total spent 2nd Qtr	Exp (1 Jan -30 Mar '14)	% of total spent 3rd Qtr	Exp (1 Apr -30 Jun '14)	% of total spent 4th Qtr
MIG	57 525			0		0		0		0
Own Source	85 313			0		0		0		0
Grant	26 792			0		0		0		0
<b>Total</b>	<b>169 629 847</b>	<b>0%</b>	<b>-</b>	<b>0%</b>	<b>-</b>	<b>0%</b>	<b>-</b>	<b>0%</b>	<b>-</b>	<b>0%</b>



### 2013/14 Capital Allocation by vote

Vote	Budget (R '000)	%	Exp (1 Jul - 30 Sept '13)	% of total spent 1st Qtr	Exp (1 Oct -30 Dec '13)	% of total spent 2nd Qtr	Exp (1 Jan -30 Mar '14)	% of total spent 3rd Qtr	Exp (1 Apr -30 Jun '14)	% of total spent 4th Qtr
Community Services	600	0.35%		0		0		0		0
Corporate Services	861	0.51%		0		0		0		0
Chief Financial Officer	500	0.29%		0		0		0		0
Engineering Services	120 195	70.86%		0		0		0		0
Electrical Engineering	39 500	23.29%		0		0		0		0
Municipal Manager	409	0.24%		0		0		0		0
Planning and Economic Development	7 565	4.46%		0		0		0		0
<b>Total</b>	<b>R 169 629 847</b>	<b>100%</b>	<b>-</b>	<b>0%</b>	<b>-</b>	<b>0%</b>	<b>-</b>	<b>0%</b>	<b>-</b>	<b>0%</b>





### Key Performance Indicators (KPIs) - Office of the Municipal Manager

KPA/ Theme	Strategic Objective	Programme	Strategic KPI	Baseline (end June 2013)	Target Sept '13	Target Dec '13	Target Mar '14	Target Jun '14	Reason for deviation	Means of verification	
BSD	Enhance sustainable environmental management and social development	Disaster management	# of disaster awareness campaigns conducted (wards)	10	6	7	9	15		Programme & Awareness campaign Attendance register	
		Disaster management	Annual Disaster Management report submitted to Council within legislated timeframes	January'12	31-Jul	Not applicable this quarter	Not applicable this quarter	Not applicable this quarter		Council Resolution	
		Disaster management	% disaster incidences responded to (relieved) within 72-hours	100%	100%	100%	100%	100%		Relief reports	
		Disaster management	# of Event Disaster Risk and Contingency Plans developed for stakeholders	actual awaited	3	6	9	12		Disaster Monthly reports	
		Environmental Health management	% compliance to the environmental legislation checklist	76%	Not applicable this quarter	Not applicable this quarter	Not applicable this quarter	80%		Environmental Checklist	
GG	Effective and Efficient administration	Council Support	# of GTM Council resolutions implemented vs # passed	actual awaited	CORP	CORP	CORP	CORP		Council annual program Resolution register	
		Council Support	# of Exco meetings held	actual awaited	7	14	21	28		Minutes	
		Management and Administration	# Management meetings	Actual Awaited	3	6	9	12		Minutes of meetings & Attendance Registers	
		Performance monitoring and reporting	Draft Annual Report considered by Council within legislated timeframes	31-Jan	Not applicable this quarter	Not applicable this quarter	31-Jan	Not applicable this quarter		Council Minutes	
			Annual Report approved by Council within legislated timeframes	31-Mar	Not applicable this quarter	Not applicable this quarter	31-Mar	Not applicable this quarter		Council Minutes	
			# of Quarterly SDBIP reports submitted to Council	4	1	2	3	4		Council Minutes	
			# of Outcome 9 reports submitted on time	4	1	2	3	4		Quarterly OC 9 reports, Acknowledgement of receipt	
			Draft Annual Performance Report submitted to the AG, AC and Mayor by 31 August	31-Aug	31-Aug	Not applicable this quarter	Not applicable this quarter	Not applicable this quarter	Not applicable this quarter		Acknowledgement of Receipt from AG, AC & Mayor
			Submission of draft SDBIP to the Mayor within 28 days of budget approval	10 days	Not applicable this quarter	Not applicable this quarter	Not applicable this quarter	28 days		Acknowledgement of receipt - Mayor	
		Risk management	# of quarterly SDBIP reports audited prior to submission to Council	0	1	2	3	4		Quarterly SDBIP Audit reports	
			# of risks identified	17	Not applicable this quarter	15	Not applicable this quarter	10		Risk register	
		Sound Governance	# of quarterly internal audit reports submitted to audit committee	4	1	2	3	4		Audit Risk Report Quarterly Audit reports	
			3 year Strategic Risk based plan submitted to Audit Committee by 30 June	None	Not applicable this quarter	Not applicable this quarter	Not applicable this quarter	30-Jun		3 Year Strategic Risk Plan AC minutes	
			# of Audit committee packs submitted 7 days before meeting	0	1	2	3	4		Acknowledgement of receipt & schedule of meetings	
			Annual Audit Plan approved by Audit Committee by 30 June	13-Dec	Not applicable this quarter	Not applicable this quarter	Not applicable this quarter	30-Jun		AC Minutes	
Internal Audit Charter submitted to Audit Committee by 30 June	13-Dec		Not applicable this quarter	Not applicable this quarter	Not applicable this quarter	30-Jun		AC Minutes			
# of audit queries from AG	55		Not applicable this quarter	0	Not applicable this quarter	Not applicable this quarter	Not applicable this quarter		Audit Report		
Audit opinion	Disclaimer		Not applicable this quarter	No Qualification	Not applicable this quarter	Not applicable this quarter	Not applicable this quarter		Audit Report		

### Key Performance Indicators (KPIs) - Office of the Municipal Manager

KPA/ Theme	Strategic Objective	Programme	Strategic KPI	Baseline (end June 2013)	Target Sept '13	Target Dec '13	Target Mar '14	Target Jun '14	Reason for deviation	Means of verification	
			# audit committee meetings held	actual awaited	1	2	3	4		Agendas, attendance register	
GG / MFVM	Increase financial viability	Budget management	% of capital spent on projects as prioritised in IDP for specific year	100%	100%	100%	100%	100%		Expenditure report	
			% of municipal budget spent	Actual Awaited	25%	50%	75%	100%		Monthly financial budget reports	
			% Capital expenditure	Actual Awaited	0%	50%	75%	100%		Budget reports	
			% of departmental budget spent	Actual Awaited	25%	50%	75%	100%		Monthly financial budget reports	
		Financial reporting	% of AG queries responded to within 3 working days	70%	Not applicable this quarter	100%	Not applicable this quarter	Not applicable this quarter	Not applicable this quarter		Register of AG queries and response dates
		Supply chain management	# of Tenders awarded that deviated from the adjudication committee recommendations	Actual Awaited	0	0	0	0		Monthly SCM report	
% of Bids awarded within 2 weeks after adjudication committee resolution	Actual Awaited		100%	100%	100%	100%		Submission register Monthly reports			
	Integrated developmental planning	Integrated development planning	IDP credibility rating	Actual Awaited	High	Not applicable this quarter	Not applicable this quarter	Not applicable this quarter		COGHSTA report	
			# of IDP Technical Committee meetings	4	2	4	5	6		Minutes & attendance registers of Steering Committee meetings	
			# of IDP steering Committee meetings	4	2	4	5	6		Minutes & attendance registers of Steering Committee meetings	
			# of IDP Rep forum meetings	4	2	4	5	6		Minutes & Attendance registers of Rep forum meetings	
			Draft IDP approved by Council by 31 March annually	31-Mar	Not applicable this quarter	Not applicable this quarter	31-Mar	Not applicable this quarter		Council Minutes	
			Submission of draft IDP to COGHSTA & PT within 8 days of approval	7 days	Not applicable this quarter	Not applicable this quarter	Not applicable this quarter	8 days		Acknowledgement of Receipt by COGHSTA & PT	
			Final IDP approved by Council by 31 May annually	28-May	Not applicable this quarter	Not applicable this quarter	Not applicable this quarter	31-May		Council Minutes	
			Final IDP submitted to COGHSTA & Treasury within 10 working days of approval	Actual Awaited	Not applicable this quarter	Not applicable this quarter	Not applicable this quarter	10 days		Acknowledgement of Receipt by COGHSTA & PT	
			Placing of draft IDP on the website within 14 days of approval	Actual Awaited	Not applicable this quarter	Not applicable this quarter	Not applicable this quarter	14 days		IT Acknowledgement of receipt from IDP	
			Placing of final IDP on the website within 14 days of approval	Actual Awaited	Not applicable this quarter	Not applicable this quarter	Not applicable this quarter	14 days		IT Acknowledgement of receipt from IDP	
		Integrated Spatial Development	% of capital spent on projects as prioritised in IDP for specific year	100%	100%	100%	100%	100%		IDP list of capital projects & Budget report	
LED/ MTOD	Develop a high performance culture for a	Employee Performance Management	# of formal performance reviews for Sect 57	2	1	1	2	2		Mid-year and Annual Assessment reports	

### Key Performance Indicators (KPIs) - Office of the Municipal Manager

KPA/ Theme	Strategic Objective	Programme	Strategic KPI	Baseline (end June 2013)	Target Sept '13	Target Dec '13	Target Mar '14	Target Jun '14	Reason for deviation	Means of verification
	changed, diverse, efficient and effective local government	Employee Performance Management	# of critical posts with signed performance agreements (MM, CFO, Engineer, Town Planner, CORP, Communications)	2	6	Not applicable this quarter	Not applicable this quarter	Not applicable this quarter		Signed Performance Agreements
		Employee Performance Management	# Section 56/57 Managers with signed Performance Agreements/ within legislated timeframes	1	7	7	7	7		Performance Agreements for Sect 56/57 Managers

**Quarterly targets per Project - Office of the Municipal Manager**

KPA/ Theme	Strategic Objective	Programme	Project	Planned end date	Opex 2013/2014	Capex 2013/2014	Qtr Ending Sept '13	Qtr Ending - Dec '13	Qtr Ending - Mar '14	Qtr Ending - Jun '14	Reason for deviation	Means of verification
BSD	Optimise and sustain infrastructure investment and services	Infrastructure Planning	<i>Infrastructure Development Plans</i>	30/06/2014			Monitor the drafting of the Infrastructure Development plans (Water, Sewer, Roads, Parks & Cemetery master plans)	Monitor the drafting of the Infrastructure Development plans (Water, Sewer, Roads, Parks & Cemetery master plans)	Monitor the drafting of the Infrastructure Development plans (Water, Sewer, Roads, Parks & Cemetery master plans)	Monitor the drafting of the Infrastructure Development plans (Water, Sewer, Roads, Parks & Cemetery master plans)		Correspondence with Directors Progress Reports
	Enhance sustainable environmental management and social development	Disaster management	<i>Disaster response and recovery</i>	30/06/2014			Develop a response and recovery plan for GTM based on the district plan	Submit GTM response and recovery plan to Council for approval	Train departments on the implementation of the Response and recovery plan	Train departments on the implementation of the Response and recovery plan		GTM Response & Recovery plan Council minutes Training attendance register
			<i>Disaster Risk assessment</i>	30/06/2014			Liase with the District Disaster Management to establish mechanisms for doing a risk assessment internally	Engage all departments to identify potential risks	Engage all departments to identify potential risks	Consolidat risk assessment report and submit to Council		Disaster risk assessment report
GG	Improve Stakeholder satisfaction	Intergovernmental relations	<i>Municipal IGR</i>	30/06/2014			Ensure regular attendance of IGR meetings and implementation of resolutions	Ensure regular attendance of IGR meetings and implementation of resolutions	Ensure regular attendance of IGR meetings and implementation of resolutions	Ensure regular attendance of IGR meetings and implementation of resolutions		Minutes and resolutions register
GG	Effective and Efficient administration	Fraud & Anti-corruption	Anti-corruption strategy implemented	30/06/2014			Not applicable this quarter	Submit draft strategy to Council for adoption	Develop terms of reference for establishment of Council Anti-corruption committee	Anti-Corruption Strategy Approved Anti-Corruption committee established		Anti-corruption strategy Minutes of Anti-corruption committee meetings
GG	Effective and Efficient administration	Fraud & Anti-corruption	Corruption and Maladministration	30/06/2014			Ensure that an Anti-corruption committee is established	Monitor administration to curb corruption and maladministration.	Monitor administration to curb corruption and maladministration.	Monitor administration to curb corruption and maladministration.		Correspondence Response to Internal Audit Reports Council Resolution
GG	Effective and Efficient administration	Management and Administration	Purchase office furniture and Equipment for the MM's department	30/06/2014		R 409 000	Not applicable this quarter	Not applicable this quarter	Procurement of furniture	Procurement of furniture		Asset Register update
GG/MTOD	Effective and Efficient administration	Performance Monitoring and Reporting	Performance Management Software	30/06/2014			Finalise TOR and submit specifications to SCM for advertisement of electronic PM System.	Appointment of service provider. Develop implementation programme.	Ensure roll-out of electronic PM and capacity building of PM officials in HR and MM office to manage system	Ensure roll-out of electronic PM and capacity building of PM officials in HR and MM office to manage system		Proof of Purchase
GG/MTOD	Effective and Efficient administration	Performance Monitoring and Reporting	Performance Reporting	30/06/2014			Finalise Annual Performance Report by 30 August. Submit 4th Qtr MTAS report to DLGH within 5 weeks of close of quarter	Submit 1st Quarter MTAS & SDBIP reports to DLGH within 5 weeks of close of quarter	Submit 2nd Quarter MTAS & SDBIP reports to DLGH within 5 weeks of close of quarter	Submit 3rd Quarter MTAS & SDBIP reports to DLGH within 5 weeks of close of quarter		Proof of submission of MTAS (4) and SDBIP (4)
GG	Effective and Efficient administration	Risk management	<i>Risk Assessment</i>	30/06/2014			Quarterly reporting on the top 10 risks to the Audit Committee	Quarterly reporting on the top 10 risks to the Audit Committee	Quarterly reporting on the top 10 risks to the Audit Committee	Quarterly reporting on the top 10 risks to the Audit Committee. Update Risk Register		Updated Risk Register Risk Report (Quarterly) AC minutes
GG	Effective and Efficient administration	Risk management	<i>Risk management implementation plan</i>	30/06/2014			Draft Risk Management implementation plan in line with the national framework and submit to council for approval by 30 July.	Ensure that Risk Management processes and reporting lines are established	Establish Risk Management Committee	Coordinate Risk Management committee meetings		Council minutes Communiques Risk Management Committee Establishment notice & Minutes
GG	Effective and Efficient administration	Risk management	<i>Risk regulatory framework</i>	30/06/2014			Customise national Risk Management policy and strategy to GTM circumstances	Customise national Risk Management policy and strategy to GTM circumstances	Submit customised Risk Management Policy to Council for approval	Submit customised Risk Management Strategy to Council for approval by 30 June		Council minutes for Risk Policy & Risk Management Strategy

**Quarterly targets per Project - Office of the Municipal Manager**

KPA/ Theme	Strategic Objective	Programme	Project	Planned end date	Opex 2013/2014	Capex 2013/2014	Qtr Ending Sept '13	Qtr Ending - Dec '13	Qtr Ending - Mar '14	Qtr Ending - Jun '14	Reason for deviation	Means of verification
GG/MFVM	Effective and Efficient administration	Sound Governance	Audit Committee Support	30/06/2014			Provide administrative support to the Audit Committee by ensuring that the Agenda is Prepared, required documentation is submitted in time and minutes are prepared. Submit quarterly Internal Audit reports	Provide administrative support to the Audit Committee by ensuring that the Agenda is Prepared, required documentation is submitted in time and minutes are prepared. Submit quarterly Internal Audit reports	Provide administrative support to the Audit Committee by ensuring that the Agenda is Prepared, required documentation is submitted in time and minutes are prepared. Submit quarterly Internal Audit reports	Provide administrative support to the Audit Committee by ensuring that the Agenda is Prepared, required documentation is submitted in time and minutes are prepared. Submit quarterly Internal Audit reports		AC Agendas Minutes of meetings Quarterly reports
GG	Effective and Efficient administration	Sound Governance	Annual Audit Plan	30/06/2014			Development and review of Audit plan. Implement the audit plan and report progress	Implement Audit plan and report progress	Implement Audit plan and report progress	Implement Audit plan and report progress		AC minutes Audit Plan Monthly reports
GG	Effective and Efficient administration	Sound Governance	Council Resolution Implementation	30/06/2014			Monitor the implementation of Council resolutions. Keep register of progress	Monitor the implementation of Council resolutions. Keep register of progress	Monitor the implementation of Council resolutions. Keep register of progress	Monitor the implementation of Council resolutions. Keep register of progress		Resolution Register Implementation
LED	Integrated Developmental Planning	Integrated development planning	IDP Strategic Planning Workshop	30/06/2014	R 300 000		Not applicable this quarter	Conduct IDP strategic session in October	Not applicable this quarter	Not applicable this quarter		Strategic Session Report Attendance Register
LED	Integrated Developmental Planning	Integrated development planning	IDP stakeholder register	30/06/2014			Advertise for local stakeholders to register with GTM on the IDP stakeholder register. Updated register ready by 30 August '13	Monitor the attendance of IDP Representative Forum meetings by registered stakeholders and devise initiatives to encourage attendance	as per the approved programme	as per the approved programme		Advertisement Stakeholder Register Attendance Log
LED/ MTOD	Develop high performance culture for a changed, diverse, efficient and effective	Employee Performance Management	Employee Performance Evaluation	30/06/2014			Conduct audit on 2011/12 Annual Individual Performance Report and submit report to MM & audit committee within 2 weeks	Not applicable this quarter	Conduct audit on 2012/13 Mid-year individual performance report and submit report to MM & audit committee within 2 weeks	Not applicable this quarter		Audit report on Annual Individual Performance Report -Audit report on Mid-year individual performance report
LED/ MTOD	Develop high performance culture for a changed, diverse, efficient and effective local government	Employee Performance Management	Performance monitoring & evaluation	30/06/2014			Ensure that annual assessment of all relevant employees in the Office of the MM is conducted. Ensure that the Annual Performance Evaluations for 2012/13 is concluded by 30 July.	Conduct an informal evaluation of 1st Quarter Performance of relevant employees in the Office of the MM and draft a report by 21 October	Ensure that a mid-year assessment of employee performance is conducted and a report drafted by 30 January	Ensure that an informal evaluation of 3rd Quarter Performance of relevant employees in the Office of the MM is conducted and a report drafted by 20 April		*1st & 3rd Qtr Informal Departmental Individual Performance Report *2012/13 Individual Performance report *2013/14 Mid-year individual performance report
SR/LED	Integrated Developmental Planning	2030 Vision	Vision 2030 Strategy	30/06/2014	R 1 000 000		Submit Specifications to SCMU for advertisement	Appointment of service provider. Monitor the drafting of the 2030 Strategy	Draft Strategy available for comments	Adoption of 2030 Strategy by Council		Vision 2030 Strategy Council Minutes
SR/LED	Integrated Developmental Planning	Integrated Development Planning	IDP/Budget & PMS Process Plan	30/06/2014			Ensure approval of IDP/Budget and PMS process plan by 31 August	Monitor adherence to the process plan and address deviations	Monitor adherence to the process plan and address deviations	Monitor adherence to the process plan and address deviations		Council Minutes Process Plan
SR/LED	Integrated Developmental Planning	Integrated Development Planning	IDP review	30/06/2014			Draft Process plan and submit to Council by 30 July. Circulate community needs to departments and facilitate analysis phase review through the Representative Forum.	Conduct Strategic planning session and prioritise projects for next financial year. Submit project requests to Sector Departments.	Draft IDP to Council by 30 March. Submit draft IDP to COGHSTA within legislated timeframes	Advertise IDP for public input within 10 working days of approval, consolidate inputs and present to Council by 30 May. Submit final IDP to COGHSTA within legislated timeframes.		Council Minutes on Process Plan Correspondence with Departments Council Minutes for IDP adoption
SR/LED	Integrated Developmental Planning	Integrated Development Planning	IDP, Budget & PMS alignment	30/06/2014		SDBIP	Manage the drafting of the IDP and Budget. Ensure that the SDBIP is aligned to the IDP & Budget and compliance to the Process Plan. IDP Analysis phase concluded	Manage the drafting of the IDP and Budget. Ensure that the SDBIP is aligned to the IDP & Budget and compliance to the Process Plan. IDP strategies phase & Projects Phase concluded	Manage the drafting of the IDP and Budget. Ensure that the SDBIP is aligned to the IDP & Budget and compliance to the Process Plan. IDP integration phase concluded and draft submitted to Council by 31 March	Manage the drafting of the IDP and Budget. Ensure that the SDBIP is aligned to the IDP & Budget and compliance to the Process Plan. Final IDP & Budget approved by Council by 31 May. Submission to relevant authorities		Correspondence Audit report

### Key Performance Indicators (KPIs) - Office of the Chief Financial Officer

KPA/ Theme	Strategic Objective	Programme	Departmental KPI	Baseline (end June 2013)	Target Sept '13	Target Dec '13	Target Mar '14	Target Jun '14	Reason for deviation	Means of verification
BSD	Improve access to sustainable and affordable services	Free Basic Services	% of households earning less than R1100 (indigent) served with <u>free basic</u> electricity	100% (15000)	100% (20000)	100% (20000)	100% (20000)	100% (20000)		Reports & correspondence
BSD	Improve access to sustainable and affordable services	Electricity Infrastructure	R-value of Free Basic Electricity to Households	R 3 500 000	R 875 000	R 1 750 000	R 2 625 000	R 3 500 000		FBE payments
BSD	Improve access to sustainable and affordable services	Free Basic Services	% households earning less than R1100 with access to free basic waste removal (registered as indigents)	13%	13%	13%	13%	13%		Indigent register
BSD	Improve access to sustainable and affordable services	Free Basic Services	Total number of registered indigent households who received free basic water and sanitation (5 formal towns)	22827	22827	22827	22827	22827		Correspondence. Draft Water and Sewer Master plan
BSD	Optimise and sustain infrastructure investment and services	Asset Management	R-value spent on fleet maintenance as % of asset value	4.5%	Not applicable this quarter	6%	Not applicable this quarter	6%		Expenditure & Asset Reports
GG	Effective and Efficient administration	Management and Administration	# of departmental meetings	Actual Awaited	3	6	9	12		Minutes and Attendance registers of Departmental meetings
GG	Effective and Efficient administration	Regulatory Framework	# of budget related policies submitted to Council annually	16	Not applicable this quarter	Not applicable this quarter	Not applicable this quarter	16		Council Resolutions
GG / MFVM	Increase Financial Viability	Asset Management	Annual Asset verification report concluded by 30 June	30-Jun	Not applicable this quarter	Not applicable this quarter	Not applicable this quarter	30-Jun		Asset Verification report
GG / MFVM	Increase financial viability	Budget management	Draft Budget submitted to Council by 31 March every year	27-Mar	Not applicable this quarter	Not applicable this quarter	31-Mar	Not applicable this quarter		Council resolution
GG / MFVM	Increase financial viability	Budget management	Annual Budget tabled by 31 May annually	28-May	Not applicable this quarter	Not applicable this quarter	Not applicable this quarter	31-May		Council resolution
GG / MFVM	Increase financial viability	Budget management	Annual Adjustment budget approved by Council by 28 Feb	28-Feb	Not applicable this quarter	Not applicable this quarter	28-Feb	Not applicable this quarter		Council resolution
GG / MFVM	Increase financial viability	Budget management	Cost coverage	1.3	Not applicable this quarter	1.2	Not applicable this quarter	1.2		Financial reports Financial viability calculations
GG / MFVM	Increase financial viability	Budget management	Debt coverage	20.1	Not applicable this quarter	8.75	Not applicable this quarter	17.5		Financial reports Financial viability calculations
GG / MFVM	Increase financial viability	Expenditure Management	Capital expenditure as a % of planned capital expenditure	actual awaited	100%	100%	100%	100%		Budget Reports
GG / MFVM	Increase financial viability	Expenditure Management	% of operational budget spent on repairs and maintenance	16%	Not applicable this quarter	Not applicable this quarter	Not applicable this quarter	17%		Budget Reports
GG / MFVM	Increase financial viability	Expenditure Management	% creditors paid within 30 days	100%	100%	100%	100%	100%		Monthly reports
GG / MFVM	Increase financial viability	Financial reporting	# of Section 71 reports submitted to NT & PT by no later than 10 working days after the end of the month	12	3	6	9	12		Acknowledgement of receipt by NT & PT
GG / MFVM	Increase financial viability	Financial reporting	Timeous submission of annual financial statements to AG and PT & NT	31-Aug-11	31-Aug-13	Not applicable this quarter	Not applicable this quarter	Not applicable this quarter		Acknowledgement of receipt by AG & PT

### Key Performance Indicators (KPIs) - Office of the Chief Financial Officer

KPA/ Theme	Strategic Objective	Programme	Departmental KPI	Baseline (end June 2013)	Target Sept '13	Target Dec '13	Target Mar '14	Target Jun '14	Reason for deviation	Means of verification
GG / MFVM	Increase financial viability	Financial reporting	% of AG queries responded to within 3 working days	100%	Not applicable this quarter	100%	Not applicable this quarter	Not applicable this quarter		Records of Audit queries
GG / MFVM	Increase financial viability	Revenue Management	# of Households billed	20 000	Not applicable this quarter	20800	Not applicable this quarter	21800		Billing reports
GG / MFVM	Increase financial viability	Revenue Management	Average % Payment rate for municipal area	90%	90%	90%	90%	91%		Budget report
GG / MFVM	Increase financial viability	Revenue Management	% increase in R-value revenue collection	3%	Not applicable this quarter	Not applicable this quarter	Not applicable this quarter	4%		Report on revenue generated
GG / MFVM	Increase financial viability	Revenue Management	Outstanding service debtors to revenue	40%	Not applicable this quarter	40%	Not applicable this quarter	40%		
GG / MFVM	Increase financial viability	Revenue Management	% equitable share received	actual awaited	42%	60%	100%	100%		Bank Statement
GG / MFVM	Increase financial viability	Revenue Management	# of indigents registered	15 000	20 000	22 000	23 000	24 000		Indigent register
GG / MFVM	Increase financial viability	Supply chain management	# of Audit queries on SCM affecting audit outcome	12	0	0	0	0		SCM process checklist
GG / MFVM	Increase financial viability	Supply chain management	% of bids awarded within 8 weeks of close of tender	actual awaited	100%	100%	100%	100%		SCM process checklist
GG / MFVM	Increase financial viability	Supply chain management	Average time taken from tender advertisement to submission of recommendation to the MM for finalisation (# of weeks)	9	8	8	8	8		Contract register
GG / MFVM	Increase financial viability	Supply chain management	% of tenders recommended to MM within 60 days after closing date of tender	100%	100%	100%	100%	100%		Monthly SCM reports
GG / MFVM	Increase financial viability	Supply chain management	# of SCM reports submitted to national treasury	12	3	6	9	12		Monthly SCM reports

**Quarterly targets per Project - Office of the Chief Financial Officer**

KPA/ Theme	Strategic Objective	Programme	Project	Planned end date	Opex 2013/2014	Capex 2013/2014	Qtr Ending Sept '13	Qtr Ending - Dec '13	Qtr Ending - Mar '14	Qtr Ending - Jun '14	Reason for deviation	Means of verification
BSD	Optimise and sustain infrastructure investment and services	Infrastructure Planning	5 Year Capital Investment framework	30/06/2014			Review the 5-Year Capital Invest framework	Review the 5-Year Capital Invest framework	Ensure the revised 5-Year Capital Investment framework is included in the draft IDP	Not applicable this quarter		5 Yr Capital Investment framework
GG	Effective and Efficient administration	Management and Administration	Purchase office furniture and Equipment for the CFO's office	30/06/2014		R 300 000	Not applicable this quarter	Not applicable this quarter	Purchase furniture and equipment	Purchase furniture and equipment		Payment advice
GG/ MFVM	Increase Financial Viability	Budget Management	Budget Process Plan	30/06/2014			Ensure that Budget Process plan is submitted to the IDP office for inclusion in the IDP/Budget and PMS process plan by 1 August. And monitor adherence to the timeframes	Monitor adherence to the budget process plan and manage deviations	Monitor adherence to the budget process plan and manage deviations	Monitor adherence to the budget process plan and manage deviations		Budget Process Plan Proof submission Correspondence of engagements
GG/ MFVM	Increase Financial Viability	Financial reporting	Operation Clean Audit	30/06/2014	R 500 000		Manage annual audit and timeous response on audit queries (AFS 2012/13). Monitor audit preparation processes	Finalisation of Annual Audit	Drafting and approval of Audit Action Plan	Implementation of the Audit Action plan. Put processes in place for audit preparation		Council Minutes approving Audit Action Plan Audit Report & Management report Appointment Letter (if applicable)
GG/ MFVM	Increase Financial Viability	Financial viability	5 Year Financial Plan	30/06/2014			Not applicable this quarter	Assess financial performance during 2012/13 and draft 5-Year Financial Plan accordingly	Submit 5 Year Financial plan to the MM for inclusion in the draft IDP.	Not applicable this quarter		5 Year Financial Plan Correspondence
GG/ MFVM	Increase Financial Viability	Financial Viability	Cost recovery	30/06/2014			Monitor performance of the service provider in line with the SLA.	Monitor performance of the service provider in line with the SLA.	Monitor performance of the service provider in line with the SLA.	Monitor performance of the service provider in line with the SLA.		Service Provider Reports
GG/ MFVM	Increase Financial Viability	Financial Viability	Cash flow management	30/06/2014			Monitor cashflow (liquidity) and Report monthly	Monitor cashflow (liquidity) and Report monthly	Monitor cashflow (liquidity) and Report monthly	Monitor cashflow (liquidity) and Report monthly		Monthly Reports Fin Cluster Minutes
GG/ MFVM	Increase Financial Viability	Financial Viability	Financial System improvement	30/06/2014			Comprehensive system analysis and official training GRAP TRAINING	Comprehensive system analysis and official training	Comprehensive system analysis and official training	Comprehensive system analysis and official training		Attendance registers of training sessions
GG/ MFVM	Increase Financial Viability	Asset Management	Assets Management Services	30/06/2014	R 2 000 000		Monitor asset management by the service provider and ensure skills transfer	Monitor asset management by the service provider and ensure skills transfer	Monitor asset management by the service provider and ensure skills transfer	Monitor asset management by the service provider and ensure skills transfer		Correspondence on engagement sessions Monthly reports
GG/ MFVM	Increase Financial Viability	Revenue Management	Revenue protection	30/06/2014			Monitor revenue billing system and report to Council	Monitor revenue billing system and report to Council	Monitor revenue billing system and report to Council	Monitor revenue billing system and report to Council		Signed off Monthly reports
GG/ MFVM	Increase Financial Viability	Revenue Management	Revenue enhancement Strategy	30/06/2014			Monitor implementation of the revenue enhancement strategy	Monitor implementation of the revenue enhancement strategy	Revise revenue enhancement strategy and submit to Council	Monitor implementation of the revenue enhancement strategy		Council Minutes Revised Revenue Enhancement strategy
GG/ MFVM	Increase Financial Viability	Revenue Management	Valuation Roll	30/06/2014	R 4 500 000		Balancing of valuation roll to system	Balancing of valuation roll to system	Finalise Draft Valuation Roll	Advertise valuation roll, finalise objection process and submit to Council for approval		Supplementary valuation roll TOR for Valuation roll review
GG/ MFVM	Increase Financial Viability	Supply chain management	Supply chain functionality improvement (MTAS)	30/06/2014			Draft a list of criteria to measure SCM functionality. Report quarterly on progress made on improving functionality. Review SCM Policy and submit to Council	Draft a list of criteria to measure SCM functionality. Report quarterly on progress made on improving functionality	Draft a list of criteria to measure SCM functionality. Report quarterly on progress made on improving functionality	Draft a list of criteria to measure SCM functionality. Report quarterly on progress made on improving functionality		Supply Chain Functionality Checklist SCM Policy Resolution



## Key Performance Indicators (KPIs) - Corporate Services Department

KPA/ Theme	Strategic Objective	Programme	Departmental KPI	Baseline (end June 2013)	Target Sept '13	Target Dec '13	Target Mar '14	Target Jun '14	Reason for deviation	Means of verification
BSD	Develop and build skilled and knowledgeable workforce	Capacity building and Training	# of employees successfully trained	119	R 105	R 165	R 185	R 230		Attendance Register
		Capacity building and Training	Work place skills plan submitted to LGSETA by 30 Jun	30-Jun	Not applicable this quarter	Not applicable this quarter	Not applicable this quarter	30-Jun		Aknowledgement of receipt
		Capacity building and Training	Skills Audit Report finalised by 31 Dec	None	Not applicable this quarter	30-Dec	Not applicable this quarter	Not applicable this quarter		Skills Audit Report
		Capacity building and Training	# of Senior managers successfully completed minimum competency levels	21 Senior Managers & 6 Cllrs	Not applicable this quarter	Not applicable this quarter	Not applicable this quarter	23		CPMD Training schedule
		Capacity building and Training	# of budgeted level 0-6 positions filled	81	84	86	89	92		Staff establishment
		Labour Relations	# of Local Labour Forum (LLF) meetings	actual awaited	3	6	9	12		MTAS reports
		Youth, Gender & Disability support	# of Jobs created by Municipal Capital projects for youth	actual awaited	129	258	387	516		Consolidated Job creation reports
		Youth, Gender & Disability support	# of Jobs created by Municipal Capital projects for women	actual awaited	178	355	533	710		Consolidated Job creation reports
		Youth, Gender & Disability support	# of Jobs created by Municipal Capital projects for disabled persons	actual awaited	7	13	20	26		Consolidated Job creation reports
		Capacity building and Training	# ward committee members workshopped on municipal affairs	actual awaited	85	170	255	340		Attendance register, Training material
GG	Attract and retain the best human capital to become employer of choice	Occupational Health and Safety	# OHS committee meetings	actual awaited	3	6	9	12		OHS reports
		Organisational Design	Number of Section 57 posts vacant for more than three months	2	1	1	1	1		Staff establishment
	Improve stakeholder satisfaction	Communication	# of media briefings arranged	2	1	2	3	4		Register of publications
		Communication	# of newsletters produced	actual awaited	1	2	3	4		Publications
		Communication	# of statutory provisions complied with as contained in Section 75 (a-l) of MFMA within 5 days of approval	actual awaited	12	12	12	12		Website update register
		Customer Care	Client satisfaction survey report completed by 30 June	None	Not applicable this quarter	Not applicable this quarter	Not applicable this quarter	30-Jun		Client Satisfaction survey report Council Minutes
		Customer Care	Client satisfaction rating	actual awaited	Not applicable this quarter	Not applicable this quarter	Not applicable this quarter	50%		External Client Satisfaction Survey report
Public Participation	# of Mayoral (local) imbizos held	0	Not applicable this quarter	4 (1 per cluster)	Not applicable this quarter	4 (1 per cluster)		Minutes and Attendance register		

## Key Performance Indicators (KPIs) - Corporate Services Department

KPA/ Theme	Strategic Objective	Programme	Departmental KPI	Baseline (end June 2013)	Target Sept '13	Target Dec '13	Target Mar '14	Target Jun '14	Reason for deviation	Means of verification
	Effective and Efficient administration	Council Support	# of Council meetings held	actual awaited	1	2	3	4		Mintues and attendance registers
		Council Support	# of Exco meetings held	actual awaited	7	12	19	26		Mintues and attendance registers
		Council Support	# of Cluster meetings held	actual awaited	27	54	81	108		Committeel meetings register
GG / MFVM	Develop and build skilled and knowledgeable workforce	Capacity building and Training	% municipal budget for implementing Workplace Skills Plan	actual awaited	Not applicable this quarter	Not applicable this quarter	Not applicable this quarter	1.32%		Approved Departmental budget 31 May 2010
	Increase financial viability	Budget management	% of departmental budget spent	actual awaited	25%	50%	75%	100%		Monthly financial budget reports
GG/ MTOD	Attract and retain the best human capital to become employer of choice	Human Resource Management	% Staff turnover	7.1%	Not applicable this quarter	Not applicable this quarter	Not applicable this quarter	6.6%		Staff establishment
		Human Resource Management	% Employees that are female	30.9%	31%	31%	33%	35%		Employment Equity plan & compliance report
		Human Resource Management	% Employees that are youth	26.6%	28.0%	29.1%	31.0%	35.0%		Employment Equity plan & compliance report
		Human Resource Management	% Employees that are disabled	2%	2.0%	2.1%	2.1%	2.2%		Employment Equity plan & compliance report
		Human Resource Management	# of critical posts filled (MM, CFO, Engineer, Town Planner, Communications, CORP)	4	6	6	6	6		Staff establishment
GG/ PP	Improve stakeholder satisfaction	Ward Committees	# of monthly ward committee meetings	408	102	204	306	408		Register of Ward Committee Meeting Minutes
	Improve stakeholder satisfaction	Ward Committees	# Fully functional ward committees	34	34	34	34	34		Records of ward committee meetings
LED	Increased investment in the GTM economy	Expanded Public Works	# of work opportunities created through EPWP projects (FTE)	actual awaited	323	646	968	1291 (445)		Project Reports

### Quarterly targets per Project - Corporate Services Department

KPA/ Theme	Strategic Objective	Programme	Project	Planned end date	Opex 2013/2014	Capex 2013/2014	Qtr Ending Sept '13	Qtr Ending - Dec '13	Qtr Ending - Mar '14	Qtr Ending - Jun '14	Reason for deviation	Means of verification
BSD	Enhance sustainable environmental management and social development	Special Programmes	Special Programmes Management	30/06/2014	R 350 000		Ensure that GTM coordinates Calender days for special programmes and are mainstreamed	Ensure that GTM coordinates Calender days for special programmes and are mainstreamed	Ensure that GTM coordinates Calender days for special programmes and are mainstreamed	Ensure that GTM coordinates Calender days for special programmes and are mainstreamed		Special Programmes Activity Plan Invitations Minutes/Reports and Attendance Registers
BSD/ MTOD	Develop and build skilled and knowledgeable workforce	Capacity building and Training	Workplace Skills Plan	30/06/2014	R 1 000 000		Implement approved Work Place Skills plan. Procurement of service providers	Implement approved Work Place Skills plan. 50% Expenditure	Conduct an annual training needs assessment (audit) by February. Consolidate training needs into the Work Place Skills Plan. Implement approved Work Place Skills plan. 75% Expenditure	Finalise the Workplace Skills Plan and implement. Submit to LG Seta by 30 June 2013. Develop a training implementation plan by 30 June 2013. Implement approved Work Place Skills plan. 100% Expenditure Submission of ATR by 30 June '13		LGSETA Claim form WSP ATR - proof of submission
GG/MTOD	Attract and retain the best human capital to become employer of choice	Labour Relations	Local Labour Forum	30/06/2014			Coordinate monthly Local Labour Forum meetings.	Coordinate monthly Local Labour Forum meetings.	Coordinate monthly Local Labour Forum meetings.	Coordinate monthly Local Labour Forum meetings.		Minutes of Meetings Attendance registers (12)
GG/MTOD	Attract and retain the best human capital to become employer of choice	Labour Relations	Labour Relations management	30/06/2014			Ensure that all employees are workshopped on Conditions of service. Develop annual Programme	Ensure that all employees are workshopped on Conditions of service.	Ensure that all employees are workshopped on Conditions of service.	Ensure that all employees are workshopped on Conditions of service.		Labour Relations workshop programme Attendance Registers
GG	Improve stakeholder satisfaction	Communication	Communication strategy	30/06/2014			Ensure that Communication Strategy is revised in consultation with all Departments, Ensure that all Official communication activities are in line with the approved strategy	Departmental consultations. Ensure that all Official communication activities are in line with the approved strategy	Ensure that all Official communication activities are in line with the approved strategy	Submit revised Communication strategy to Council for approval by 31 May. Ensure that all Official communication activities are in line with the approved strategy		Revised Communication Strategy -Council Minutes
GG	Improve stakeholder satisfaction	Regulatory Framework	Communication Policy	30/06/2014			Ensure that a Communication Policy is drafted	Ensure that a Communication Policy is drafted	Draft Communication Strategy ready for departmental consultations	Submit Communication Policy to Council for approval by 31 May		Communication Policy Council Minutes
GG	Improve stakeholder satisfaction	Customer care	Customer Call Centre (Mayoral Hotline)	30/06/2014			Ensure the Mayoral Hotline is established	Monitor progress with the Mayoral hotline system and provide technical assistance in consultation with the Service Providers	Monitor progress with the Mayoral hotline system and provide technical assistance in consultation with the Service Providers	Monitor progress with the Mayoral hotline system and provide technical assistance in consultation with the Service Providers		Customer Care and Hotline activity Reports
GG	Improve stakeholder satisfaction	Public Participation	Public Participation management	30/06/2014			Draft Integrated Public Participation programe in consultatoin with all Departments and finalise by 31 July. Ensure implementation	Monitor implementation of the Integrated Public Participation Programme	Monitor implementation of the Integrated Public Participation Programme	Monitor implementation of the Integrated Public Participation Programme		Integrated Public Participation programme, Invitations Attendance Register
GG	Effective and Efficient administration	Information management	Centralised Filing & Record Keeping	30/06/2014			Ensure that all employees utilise the centralised filing system and proper record keeping of all official documents	Ensure that all employees utilise the centralised filing system and proper record keeping of all official documents	Ensure that all employees utilise the centralised filing system and proper record keeping of all official documents	Ensure that all employees utilise the centralised filing system and proper record keeping of all official documents		*Training Programme -Attendance Registers -Collaborator

### Quarterly targets per Project - Corporate Services Department

KPA/ Theme	Strategic Objective	Programme	Project	Planned end date	Opex 2013/2014	Capex 2013/2014	Qtr Ending Sept '13	Qtr Ending - Dec '13	Qtr Ending - Mar '14	Qtr Ending - Jun '14	Reason for deviation	Means of verification
GG	Effective and Efficient administration	Information management	Delegation of Authority	30/06/2014	R 250 000		Submit Revised Delegations Council for approval by 30 Sept. Arrange a Workshop on delegations	Monitor adherence to Delegations of Authority	Monitor adherence to Delegations of Authority	Monitor adherence to Delegations of Authority		Council Resolution Revised Delegations Report
GG	Effective and Efficient administration	Information management	Computers and IT Equipment for the CFO's department	30/06/2014		R 200 000	Submit specifications to SCM by 30 July.	Procurement Process	Payment for computers and IT equipment	Computers & IT equipment procured		*Asset register update
GG	Effective and Efficient administration	Information management	Purchase of Laptops	30/06/2014		R 84 000	Not applicable this quarter	Not applicable this quarter	Procure Laptops	Procure Laptops		Asset Register update
GG	Effective and Efficient administration	Management and Administration	Purchase office furniture, equipments and books for the Corporate Services department	30/06/2014		R 230 500	Procurement of furniture and books as and when the need requires	Procurement of furniture and books as and when the need requires	Procurement of furniture and books as and when the need requires	Procurement of furniture and books as and when the need requires		Asset Register update
GG	Effective and Efficient administration	Regulatory Framework	Promulgation of By-laws	30/06/2014			Ensure that by-laws are promulgated. Monitor the public participation process and finalise by-laws for promulgation.	Ensure that by-laws are promulgated. Monitor the public participation process and finalise by-laws for promulgation	Ensure that by-laws are promulgated. Monitor the public participation process and finalise by-laws for promulgation	Ensure that by-laws are promulgated. Monitor the public participation process and finalise by-laws for promulgation		Government Gazette
GG / PP	Improve Stakeholder satisfaction	Ward Committees	Ward Committees Functionality	30/06/2014			Monitor support given to ward committees ensure that monthly reports are submitted and service delivery issues directed to the relevant department	Monitor support given to ward committees ensure that monthly reports are submitted and service delivery issues directed to the relevant department	Monitor support given to ward committees ensure that monthly reports are submitted and service delivery issues directed to the relevant department	Monitor support given to ward committees ensure that monthly reports are submitted and service delivery issues directed to the relevant department		Monthly WC reports
LED/ MTOD	Develop high performance culture for a changed, diverse, efficient and effective local government	Employee Performance Management	Cascade Performance Management System	30/06/2014			Identify "best practice" municipalities to visit and study process of cascading individual PMS. Draft implementation guidelines. Appoint capable personnel in HR to manage process and appoint service provider	Commence with cascading process by putting procedures and templates in place and by arranging workshops with union representatives and employees on targeted levels to train them on PMS.	Commence with cascading process by putting procedures and templates in place and by arranging workshops with union representatives and employees on targeted levels to train them on PMS.	Development of performance plans for targeted levels of employees		Correspondence Workshop attendance registers Procedure Manual

### Key Performance Indicators (KPIs) - Electrical Engineering Department

KPA/ Theme	Strategic Objective	Programme	Departmental KPI	Baseline (end June 2013)	Target Sept '13	Target Dec '13	Target Mar '14	Target Jun '14	Reason for deviation	Means of verification
BSD	Improve access to sustainable and affordable services	Electricity Infrastructure	% of households with access to electricity	91.65%	Not applicable this quarter	91.5%	Not applicable this quarter	94% (102377 of 108926)		Electrification reports
BSD	Optimise and sustain infrastructure investment and services	Cost Recovery	Total kwh electricity loss	47 740 299	11935074.75	23870149.5	35805224.25	47740299		Revenue reports
BSD	Optimise and sustain infrastructure investment and services	Electricity network upgrade and maintenance	R-value spent on maintenance of electricity infrastructure as % of asset value	actual awaited	Not applicable this quarter	1.4%	Not applicable this quarter	2.8%		Bi-annual
BSD	Optimise and sustain infrastructure investment and services	Electricity network upgrade and maintenance	R-value electricity maintenance	actual awaited	R 8 077 469	R 20 193 673	R 32 309 876.80	R 40 387 346		Budget expenditure
BSD	Optimise and sustain infrastructure investment and services	Electricity network upgrade and maintenance	Km of overhead lines rebuilt	20	3	3	6	12		Project Progress reports
GG	Effective and Efficient administration	Management and Administration	# of departmental meetings	Actual Awaited	3	6	9	12		Minutes and Attendance registers of Departmental meetings
GG / MFVM	Increase financial viability	Budget management	% of departmental budget spent	actual awaited	25%	50%	75%	100%		Monthly financial budget reports
GG / MFVM	Increase financial viability	Expenditure Management	% of capital budget for electricity spent	97%	10%	20%	50%	100%		Expenditure report
GG / MFVM	Increase financial viability	Financial reporting	% of AG queries responded to within 3 working days	actual awaited	Not applicable this quarter	100%	Not applicable this quarter	Not applicable this quarter		Register of Audit queries & corresponding reports
LED	Create a stable economic environment by attracting suitable investors	Electricity Infrastructure	Available MVA - Town	35MVA	Not applicable this quarter	45MVA	Not applicable this quarter	45MVA		Asset register

### Key Performance Indicators (KPIs) - Electrical Engineering Department

KPA/ Theme	Strategic Objective	Programme	Departmental KPI	Baseline (end June 2013)	Target Sept '13	Target Dec '13	Target Mar '14	Target Jun '14	Reason for deviation	Means of verification
LED	Create a stable economic environment by attracting suitable investors	Electricity Infrastructure	Available MVA - Outlaying	50MVA	Not applicable this quarter	50MVA	Not applicable this quarter	50MVA		Asset register
LED	Increased investment in the GTM economy	Expanded Public Works	# of EPWP work opportunities created through ESD projects	actual awaited	229	458	687	916		Project reports

**Quarterly targets per Project - Electrical Engineering Department**

KPA/ Theme	Strategic Objective	Programme	Project	Planned end date	Opex 2013/2014	Capex 2013/2014	Qtr Ending Sept '13	Qtr Ending - Dec '13	Qtr Ending - Mar '14	Qtr Ending - Jun '14	Reason for deviation	Means of verification
BSD	Improve access to sustainable and affordable services	Electricity Infrastructure Development	Electrification of Lekgwareng (215 units)	30/06/2014	R 2 200 000		Designs approved	Contracter appointed	Project 50% completed	Project completed 215 units energised		Consultant Reports
		Electricity Infrastructure Development	Electrification of Mbekwana and Lwandlamuni (570 units)	30/06/2014	R 5 450 000		Designs approved	Contracter appointed	Project 50% completed	Project completed 570 units energised		Consultant Reports
		Electricity Infrastructure Development	Electrification of Mohlaba Cross and Malekeke (564 units)	30/06/2014	R 5 350 000		Designs approved	Contracter appointed	Project 50% completed	Project completed 564 units energised		Consultant Reports
		Electricity Infrastructure Development	Electrification of Dan Ext 2	30/06/2014	R 9 000 000		Appointment of service providers	Designs approved by ESKOM	Electrification of 544 households in progress (50% complete)	Electrification of 544 households completed		Monthly report
		Electricity Infrastructure Development	Electrification of households at Thapane	30/06/2014	R 4 565 000		Appointment of service provider	Approval of designs	50% construction completed	Completed and energised		Progress reports Hand over certificate
		Electricity Infrastructure Development	Apollo lights at Dan village	30/06/2014		R 500 000	Identify specific position where Apollo light is required. Get permission from relevant stakeholders. Application for connection from ESKOM	Provide specifications to SCM and monitor procurement process	Monitor the installation of Apollo light by service provider, 50% construction completed	Apollo lights in Dan Village completed		Progress reports Hand over certificate
		Electricity Infrastructure Development	Apollo lights at Motupa village	30/06/2014		R 500 000	Identify specific position where Apollo light is required. Get permission from relevant stakeholders. Application for connection from ESKOM	Provide specifications to SCM and monitor procurement process	Monitor the installation of Apollo light by service provider, 50% construction completed	Apollo lights in Motupa Village completed		Progress reports Hand over certificate
		Electricity Infrastructure Development	Apollo lights at Nyagelani (Radoo) village	30/06/2014		R 500 000	Identify specific position where Apollo light is required. Get permission from relevant stakeholders. Application for connection from ESKOM	Provide specifications to SCM and monitor procurement process	Monitor the installation of Apollo light by service provider, 50% construction completed	Apollo lights in Nyagelani Village completed		Progress reports Hand over certificate
		Electricity Infrastructure Development	Apollo lights at Tickyline village	30/06/2014		R 500 000	Identify specific position where Apollo light is required. Get permission from relevant stakeholders. Application for connection from ESKOM	Provide specifications to SCM and monitor procurement process	Monitor the installation of Apollo light by service provider, 50% construction completed	Apollo lights in Tickyline Village completed		Progress reports Hand over certificate
		Electricity Infrastructure Development	Apollo lights at Moruji	30/06/2014		R 500 000	Identify specific position where Apollo light is required. Get permission from relevant stakeholders. Application for connection from ESKOM	Provide specifications to SCM and monitor procurement process	Monitor the installation of Apollo light by service provider, 50% construction completed	Apollo lights in Moruji Village completed		Progress reports Hand over certificate
Electricity Infrastructure Development	Purchase electrical equipment	30/06/2014		R 25 000	Not applicable this quarter	Not applicable this quarter	Not applicable this quarter	Procure equipment		Proof of purchase		
Optimise and sustain infrastructure investment and services	Electricity network upgrade and maintenance	Master Plan Review (Electricity)	30/06/2014	R 1 700 000		Draft Request for proposal and submit to SCM for Procurement of a consultant	Appointment of consultant	1st Draft Revised Master Plan completed	Final submission of Master Plan by service provider.		Revised Electricity Master Plan Progress Reports	
	Electricity network upgrade and maintenance	Service Contribution	30/06/2014		R 15 000 000	Not applicable this quarter	Not applicable this quarter	Identification and planning of projects	Ensure that service contribution funds received are allocated to projects		Correspondence with CFO	

**Quarterly targets per Project - Electrical Engineering Department**

KPA/ Theme	Strategic Objective	Programme	Project	Planned end date	Opex 2013/2014	Capex 2013/2014	Qtr Ending Sept '13	Qtr Ending - Dec '13	Qtr Ending - Mar '14	Qtr Ending - Jun '14	Reason for deviation	Means of verification
		Electricity network upgrade and maintenance	<i>Energy efficiency and demand</i>	30/06/2014		R 5 000 000	Draft Request for proposal and submit to SCM for Procurement of a consultant	Appoint service provider for energy efficiency	Energy audit report finalised	Monitor the implementation of recommendations of energy audit report. 25% of energy saving plan implemented		Energy Audit Report Consultant Appointment Letter
		Electricity network upgrade and maintenance	<i>Rebuilding of Lines- Atherstone sub - redbank and Enslin (12km)</i>	30/06/2014		R 2 160 000	Draft specifications and submit to Supply Chain for procurement process	Appointment of service provider	Pegging and initial ground work	Instruction to contractor and implementation		Specifications Progress Reports Proof of payment
		Electricity network upgrade and maintenance	<i>Electricity capacity building - Avis old SAR to Power station</i>	30/06/2014		R 8 000 000	Design and technical specifications completed submit to SCM.	Appointment of service provider	Material delivered and construction commenced	Construction and close-out		Proof of submission of Technical Spect to SCM Progress Reports Close-out report
		Electricity network upgrade and maintenance	<i>SAB Re-routing of HT Cable NERSA Audit</i>	30/06/2014		R 800 000	Determine route for new cable	Not applicable this quarter	Procurement of cable	Installation of cable		Progress Reports
		Electricity network upgrade and maintenance	<i>Renewal R and M on airconditioners</i>	30/06/2014		R 40 000	Renewal of airconditioners as and when the need requires	Renewal of airconditioners as and when the need requires	Renewal of airconditioners as and when the need requires	Renewal of airconditioners as and when the need requires		Update Asset Register
		Electricity network upgrade and maintenance	<i>Renewal Repairs and Maintenance on distribution network</i>	30/06/2014		R 3 000 000	Identify lines to be rebuilt and procure service provider and implement	Identify lines to be rebuilt and procure service provider and implement	Identify lines to be rebuilt and procure service provider and implement	Identify lines to be rebuilt and procure service provider and implement		Progress Reports
		Electricity network upgrade and maintenance	<i>Renewal, Repairs and Maintenance on pre paid meters</i>	30/06/2014		R 500 000	Replace old technology with new meters and equipment. 41 connections replaced	Replace old technology with new meters and equipment. 82 connections replaced	Replace old technology with new meters and equipment. 123 connections replaced	Replace old technology with new meters and equipment. 166 connections replaced		Progress Reports
		Electricity network upgrade and maintenance	<i>Installation of New Automatic reclosers</i>	30/06/2014		R 300 000	Not applicable this quarter	Procurement of 1 Automatic Recloser	Installation of Automatic Recloser and commissioning	Not applicable this quarter		Progress Reports Asset register
		Electricity network upgrade and maintenance	<i>Electricity capacity building - Cable network renewal</i>	30/06/2014		R 2 000 000	Determine route for new cable	Not applicable this quarter	Procurement of cable	Installation of cable		Progress Reports
		Electricity network upgrade and maintenance	<i>New Double garage to house protection equipment</i>	30/06/2014		R 150 000	Plan and drawing of building plan and bill of quantities.	Submit specifications to SCM and procure service provider	Appointment and construction of garage	Double garage completed		Building plan Asset Register update
GG	Effective and Efficient administration	Management and Administration	Purchase office furniture and equipment for the Electrical Engineering Department	30/06/2014		R 200 000	Not applicable this quarter	Purchase furniture and equipment	Purchase furniture and equipment	Not applicable this quarter		Payment advice Asset Register update



### Key Performance Indicators (KPIs) - Engineering Services Department

KPA/ Theme	Strategic Objective	Programme	Departmental KPI	Baseline (end June 2013)	Target Sept '13	Target Dec '13	Target Mar '14	Target Jun '14	Reason for deviation	Means of verification
BSD	Improve access to sustainable and affordable services	Building Control	% decrease in non-compliance to building regulations	30%	not applicable this quarter	not applicable this quarter	not applicable this quarter	20%		Register of contraventions
BSD	Improve access to sustainable and affordable services	Roads and Storm water Infrastructure Development	Km of roads tarred	actual awaited	Not applicable this quarter	not applicable this quarter	Not applicable this quarter	44.3		Road Progress Reports
BSD	Optimise and sustain infrastructure investment and services	Maintenance and upgrading of municipal buildings	R-value spent on maintenance of municipal buildings as % of asset value	1.4%	Not applicable this quarter	2%	Not applicable this quarter	2%		Expenditure Report & Asset Value
BSD	Optimise and sustain infrastructure investment and services	Roads and Storm water maintenance and upgrade	R-value spent on maintenance of roads infrastructure as % of asset value	4.5%	Not applicable this quarter	4.5%	Not applicable this quarter	4.5%		Expenditure reports
BSD	Optimise and sustain infrastructure investment and services	Water and Sewer maintenance and upgrade	% reduction in distribution losses (water)	10%	Not applicable this quarter	Not applicable this quarter	Not applicable this quarter	8%		Water distribution reports
GG	Effective and Efficient administration	Management and Administration	# of departmental meetings	Actual Awaited	3	6	9	12		Minutes and Attendance registers of Departmental meetings
GG / MFVM	Increase financial viability	Budget management	% of departmental budget spent	actual awaited	25%	50%	75%	100%		Monthly financial budget reports
GG / MFVM	Increase financial viability	Budget management	% MIG funding spent	actual awaited	10%	50%	75%	100%		Budget printout
LED	Increased investment in the GTM economy	Expanded Public Works	# of EPWP work opportunities created through ESD projects	930	229	458	687	916		EPWP reports

### Quarterly targets per Project - Engineering Services Department

KPA/ Theme	Strategic Objective	Programme	Project	Planned end date	Opex 2013/2014	Capex 2013/2014	Qtr Ending Sept '13	Qtr Ending - Dec '13	Qtr Ending - Mar '14	Qtr Ending - Jun '14	Reason for deviation	Means of verification
BSD	Improve access to sustainable and affordable services	Roads and Storm water Infrastructure Development	Sasekani to Nkowankowa D Tar Road	30/06/2014		R 6 500 843	7.2km Tar road completed	Not applicable this quarter	Not applicable this quarter	Not applicable this quarter		Completion certificate
		Roads and Storm water Infrastructure Development	Mafarana, Ntsako, Bonn to Sedan Tar Road	30/06/2014		R 16 137 152	Monitor the construction of a tar road and report progress expenditure at 45%	Monitor the construction of a tar road and report progress expenditure at 90%	5km tar road completed. Expenditure at 100%	5km tar road completed. Expenditure at 100%		Completion certificate
		Roads and Storm water Infrastructure Development	Nkowankowa C - Ring Road	30/06/2014		R 5 000 000	Nkowankowa Ring Road completed	Not applicable this quarter	Not applicable this quarter	Not applicable this quarter		Completion certificate
		Roads and Storm water Infrastructure Development	Agatha street (Tzaneen) Refurbishment	30/06/2014		R 1 500 000	Procurement of a contractor	Refurbishment completed	Not applicable this quarter	Not applicable this quarter		Progress Reports Completion Certificates
		Roads and Storm water Infrastructure Development	Sapekoe drive (Tzaneen) Refurbishment - phase 1	30/06/2014		R 2 500 000	Procurement of a contractor	Refurbishment completed	Not applicable this quarter	Not applicable this quarter		Progress Reports Completion Certificates
		Roads and Storm water Infrastructure Development	Khayalami street (Nkowankowa) Refurbishment - phase 1	30/06/2014		R 2 500 000	Procurement of a contractor	Refurbishment completed	Not applicable this quarter	Not applicable this quarter		Progress Reports Completion Certificates
		Roads and Storm water Infrastructure Development	Bankuna street (Nkowankowa) Refurbishment - phase 1	30/06/2014		R 3 000 000	Procurement of a contractor	Refurbishment completed	Not applicable this quarter	Not applicable this quarter		Progress Reports Completion Certificates
		Roads and Storm water Infrastructure Development	Senakwe to Maropalala Tar (Phase 2)	30/06/2014		R 20 767 635	Construction, expenditure at 25%	Construction, expenditure at 50%	Construction, expenditure at 75%	6.8km tar road completed, 99% expenditure		Completion certificate
		Roads and Storm water Infrastructure Development	Thapane to Moruji Tar	30/06/2014		R 37 991 687	Construction, expenditure at 25%	Construction, expenditure at 50%	Construction, expenditure at 75%	11,5km Tar road completed, expenditure at 99%		Completion certificate
		Roads and Storm water Infrastructure Development	Rural Household Infrastructure Grant (Sanitation)	30/06/2016		R 4 000 000	Procurement of contractor.	Construction of VIPs in rural areas completed	Not applicable this quarter	Not applicable this quarter		Project Certificates & progress reports
Optimise and sustain infrastructure investment and services	Fleet management	Purchase a vehicle for the Speaker	30/06/2014		R 480 000	Procurement of vehicle for the speaker by 31 July	Not applicable this quarter	Not applicable this quarter	Not applicable this quarter		Asset Register update	
		Water and Sewer maintenance and upgrade	Water & Sewer master plan	30/06/2014			Liaise with MDM & MISA on the drafting of a Water and Sewer Master plan, report progress	Liaise with MDM & MISA on the drafting of a Water and Sewer Master plan, report progress	Liaise with MDM & MISA on the drafting of a Water and Sewer Master plan, report progress	Liaise with MDM & MISA on the drafting of a Water and Sewer Master plan, report progress		Correspondence

### Quarterly targets per Project - Engineering Services Department

KPA/ Theme	Strategic Objective	Programme	Project	Planned end date	Opex 2013/2014	Capex 2013/2014	Qtr Ending Sept '13	Qtr Ending - Dec '13	Qtr Ending - Mar '14	Qtr Ending - Jun '14	Reason for deviation	Means of verification
		Maintenance and upgrading of municipal buildings	Construction of a new carport at the Museum	30/06/2014		R 100 000	Construction of carport at the Museum	Not applicable this quarter	Not applicable this quarter	Not applicable this quarter		Completion certificate
		Maintenance and upgrading of municipal buildings	Provision of parking at Waste Management offices	30/06/2014		R 10 000	Construction of a carport at Waste Management offices	Not applicable this quarter	Not applicable this quarter	Not applicable this quarter		Completion certificate
		Maintenance and upgrading of municipal buildings	Expansion of storage facility at Nkowankowa Testing Station and shelves	30/06/2014		R 40 000	Expansion of storage facility at Nkowankowa Testing Station and shelves completed	Not applicable this quarter	Not applicable this quarter	Not applicable this quarter		Completion certificate
		Maintenance and upgrading of municipal buildings	Convert H.C.R.W. storeroom into office/conference room in Tzaneen	30/06/2014		R 100 000	Conversion of H.C.R.W. storeroom into office/conference room in Tzaneen completed	Not applicable this quarter	Not applicable this quarter	Not applicable this quarter		Completion certificate
		Maintenance and upgrading of municipal buildings	Upgrading and extension of trade license office	30/06/2014		R 40 000	Upgrading and extension of trade license office completed	Not applicable this quarter	Not applicable this quarter	Not applicable this quarter		Completion certificate
		Maintenance and upgrading of municipal buildings	Partitioning of Tourism Centre	30/06/2014		R 250 000	Investigate ownership of building	Partitioning of Tourism Centre completed	Not applicable this quarter	Not applicable this quarter		Completion certificate
		Maintenance of municipal assets	Renovation of Municipal Swimming Pool in Tzaneen	30/06/2014		R 3 692 000	Submit application to MIG by 31 July. Processing and approval	Planning and appointment of contractor	Construction of swimming pool, report progress	Construction of swimming pool completed		Progress Reports Completion certificate
		Maintenance of municipal assets	Renovation of Parks -Maritz Street and Extension 13, Lenyenye, Letsitele and Hoopdrugsburg	30/06/2014		R 1 000 000	Application to MIG	Not applicable this quarter	Not applicable this quarter	Procurement of contractor, appointment by 1 June		MIG application Appointment letter
		Maintenance of municipal assets	Upgrading of Lenyenye Stadium	30/06/2014		R 5 000 000	Submit application to MIG by 31 July. Processing and approval	Planning and appointment of contractor	Implementation of upgrading programme, report progress	Implementation of upgrading programme, report progress		Progress Reports Completion certificate
		Maintenance of municipal assets	Upgrading of Nkowankowa Stadium	30/06/2014		R 2 000 000	Submit application to MIG by 31 July. Processing and approval	Planning and appointment of contractor	Implementation of upgrading programme	Implementation of upgrading programme		Progress Reports Completion certificate
		Roads & Storm water maintenance and upgrade	Roads masterplan Development	30/06/2014			Liaise with MISA on the drafting of a Road Master Plan. Report Progress	Liaise with MISA on the drafting of a Road Master Plan. Report Progress	Liaise with MISA on the drafting of a Road Master Plan. Report Progress	Liaise with MISA on the drafting of a Road Master Plan. Report Progress		Progress Reports

### Quarterly targets per Project - Engineering Services Department

KPA/ Theme	Strategic Objective	Programme	Project	Planned end date	Opex 2013/2014	Capex 2013/2014	Qtr Ending Sept '13	Qtr Ending - Dec '13	Qtr Ending - Mar '14	Qtr Ending - Jun '14	Reason for deviation	Means of verification
		Roads & Storm water maintenance and upgrade	Purchase Survey Equipment	30/06/2014		R 150 000	Procurement of survey equipment	Not applicable this quarter	Not applicable this quarter	Not applicable this quarter		Asset Register update
		Roads & Storm water maintenance and upgrade	Purchase generators	30/06/2014		R 60 000	Not applicable this quarter	Procurement of generator	Not applicable this quarter	Not applicable this quarter		Asset Register update
		Roads & Storm water maintenance and upgrade	Purchase welding machines	30/06/2014		R 25 000	Not applicable this quarter	Procurement of welding machines	Not applicable this quarter	Not applicable this quarter		Asset Register update
		Roads & Storm water maintenance and upgrade	Purchase Diesel bowser	30/06/2014		R 65 000	Procure Diesel bowser	Not applicable this quarter	Not applicable this quarter	Not applicable this quarter		Asset Register update
		Roads & Storm water maintenance and upgrade	Purchase 2 Chain Saws	30/06/2014		R 20 000	Procurement of 2 chainsaws	Not applicable this quarter	Not applicable this quarter	Not applicable this quarter		Asset Register update
		Roads & Storm water maintenance and upgrade	Replacement of small tools	30/06/2014		R 50 000	Procurement of small tools	Not applicable this quarter	Not applicable this quarter	Not applicable this quarter		Asset Register update
		Water and Sewer maintenance and upgrade	BlueDrop Water Certification (BDC)	30/06/2014			Maintain blue drop status by monitoring compliance to SANS 241:2011 at Tzaneen & Letsitele water system. Develop water safety plans and policies for Nkowankowa and Lenyenye to secure BDC	Maintain blue drop status by monitoring compliance to SANS 241:2011 at Tzaneen & Letsitele water system. Implement water safety plans and policies for Nkowankowa and Lenyenye to secure BDC	Maintain blue drop status by monitoring compliance to SANS 241:2011 at Tzaneen & Letsitele water system. Implement water safety plans and policies for Nkowankowa and Lenyenye to secure BDC	Maintain blue drop status by monitoring compliance to SANS 241:2011 at Tzaneen & Letsitele water system. Implement water safety plans and policies for Nkowankowa and Lenyenye to secure BDC		Water Quality reports Policies
		Water and Sewer maintenance and upgrade	GreenDrop Certification (GDC)	30/06/2014			Develop plans for waste water management to secure GDC for Tzaneen & Nkowankowa and Lenyenye. Monitor activities to ensure adherence to SANS 241:2011	Develop plans for waste water management to secure GDC for Tzaneen & Nkowankowa and Lenyenye. Monitor activities to ensure adherence to SANS 241:2011	Develop plans for waste water management to secure GDC for Tzaneen & Nkowankowa and Lenyenye. Monitor activities to ensure adherence to SANS 241:2011	Develop plans for waste water management to secure GDC for Tzaneen & Nkowankowa and Lenyenye. Monitor activities to ensure adherence to SANS 241:2011		*Waste Water Management Plan *Waste Water Quality reports

### Quarterly targets per Project - Engineering Services Department

KPA/ Theme	Strategic Objective	Programme	Project	Planned end date	Opex 2013/2014	Capex 2013/2014	Qtr Ending Sept '13	Qtr Ending - Dec '13	Qtr Ending - Mar '14	Qtr Ending - Jun '14	Reason for deviation	Means of verification
		Water and Sewer maintenance and upgrade	<i>Water Service Authority</i>	30/06/2014			Follow-up with COGSTA on progress with GTM Service Authority Status recommendation and report progress	Follow-up with COGSTA on progress with GTM Service Authority Status recommendation and report progress	Follow-up with COGSTA on progress with GTM Service Authority Status recommendation and report progress	Follow-up with COGSTA on progress with GTM Service Authority Status recommendation and report progress		Correspondence
	Enhance sustainable environmental management and social development	Environmental management	<i>Hawkers esplanades in rural areas</i>	30/06/2014		R 100 000	Submit applications to MIG	Not applicable this quarter	Not applicable this quarter	Drafting of implementation plan for the establishment of Hawkets Esplanades in the rural areas.		MIG application Implementation plan
		Environmental management	<i>Hawkets esplanades in Tzaneen</i>	30/06/2014		R 140 000	Submit applications to MIG	Not applicable this quarter	Not applicable this quarter	Drafting of implementation plan for the establishment of Hawkets Esplanades in Tzaneen areas.		MIG application Implementation plan
		Sport and recreation	<i>Construction of a new community hall at Relela Cluster</i>	30/06/2014		R 1 000 000	Application to MIG	Not applicable this quarter	Not applicable this quarter	Procurement of contractor, appointment by 1 June		MIG application Appointment letter
		Management and Administration	Purchase and Installation of Air conditioners for the Corporate Services department	30/06/2014		R 60 000	Procurement of airconditioners for CORP	Not applicable this quarter	Not applicable this quarter	Not applicable this quarter		Asset Register update

### Key Performance Indicators (KPIs) - Community Services Department

KPA/ Theme	Strategic Objective	Programme	Departmental KPI	Baseline (end June 2013)	Target Sept '13	Target Dec '13	Target Mar '14	Target Jun '14	Reason for deviation	Means of verification
BSD	Effective and Efficient administration	Safety and Security	# of theft cases from council buildings	actual awaited	0	0	0	0		Theft & damages register
BSD	Improve access to sustainable and affordable services	Cemetery development	# of new cemeteries developed	0	Not applicable this quarter	Not applicable this quarter	Not applicable this quarter	2		Lenyenyene & Nkowankowa Cemetery Establishment Notice
BSD	Improve access to sustainable and affordable services	Traffic Services	Traffic fine collection rate [(Rand value received for fines/ R value of fines issued as (%)]	actual awaited	70%	70%	70%	70%		Revenue reports
BSD	Improve access to sustainable and affordable services	Traffic Services	# of planned road blocks	0	13	26	39	52		Roadblock schedule Reports
BSD	Improve access to sustainable and affordable services	Waste Management	R-value spent on waste management	actual awaited	CSD	CSD	CSD	CSD		Monthly reports
BSD	Improve access to sustainable and affordable services	Waste Management	% Households with access to basic level of solid waste management services	12%	Not applicable this quarter	12%	Not applicable this quarter	12%		Solid waste Service schedules
BSD	Improve access to sustainable and affordable services	Waste Management	# of service areas (rural waste) serviced (EPWP)	7	7	7	7	7		Rural Waste service schedules Monthly Reports
BSD	Enhance sustainable environmental management and social development	Environmental Health management	% compliance to the environmental legislation checklist	76%	Not applicable this quarter	Not applicable this quarter	Not applicable this quarter	80%		Environmental Checklist
BSD	Enhance sustainable environmental management and social development	Environmental Health management	% of water samples that comply with SANS 0241	actual awaited	80%	80%	80%	80%		Water quality lab reports
GG	Effective and Efficient administration	Management and Administration	# of departmental meetings	Actual Awaited	3	6	9	12		Minutes and Attendance registers of Departmental meetings
GG / MFVM	Increase financial viability	Budget management	% of departmental budget spent	actual awaited	25%	50%	75%	100%		Monthly financial budget reports
LED	Increased investment in the GTM economy	Expanded Public Works	# of EPWP work opportunities created through CSD projects	actual awaited	42	84	126	168		Projects Report

**Quarterly targets per Project - Community Services Department**

KPA/ Theme	Strategic Objective	Programme	Project	Planned end date	Opex 2013/2014	Capex 2013/2014	Qtr Ending Sept '13	Qtr Ending - Dec '13	Qtr Ending - Mar '14	Qtr Ending - Jun '14	Reason for deviation	Means of verification
BSD	Improve access to sustainable and affordable services	Traffic Services	GTM Law Enforcement	30/06/2014			Ensure that Traffic Law Enforcement is implemented in the GTM area. Report areas covered	Ensure that Traffic Law Enforcement is implemented in the GTM area. Report areas covered	Ensure that Traffic Law Enforcement is implemented in the GTM area. Report areas covered	Ensure that Traffic Law Enforcement is implemented in the GTM area. Report areas covered		Law Enforcement Implementation Programme Monthly Reports
		Waste management	Waste Management Service in rural areas	30/06/2014			Ensure that Waste Management in rural areas is implemented. Report progress monthly	Ensure that Waste Management in rural areas is implemented. Report progress monthly	Ensure that Waste Management in rural areas is implemented. Report progress monthly	Ensure that Waste Management in rural areas is implemented. Report progress monthly		*Rural Waste management programme *Monthly reports
		Waste management	Waste Management Services (Urban)	30/06/2014			Ensure that Waste Management in urban areas is implemented through planning processes. Report progress monthly	Ensure that Waste Management in urban areas is implemented. Submit projects to IDP for prioritisation. Report progress monthly.	Ensure that Waste Management in urban areas is implemented. Report progress monthly	Ensure that Waste Management in urban areas is implemented. Report progress monthly		*Integrated Waste Management Plan *Correspondence *Monthly reports
	Optimise and sustain infrastructure investment and services	Maintenance and upgrading of municipal buildings	Building Access Control system	30/06/2014			Ensure that access control to Civic Centre is managed. Report progress on a monthly basis	Ensure that access control to Civic Centre is managed. Report progress on a monthly basis	Ensure that access control to Civic Centre is managed. Report progress on a monthly basis	Ensure that access control to Civic Centre is managed. Report progress on a monthly basis		Morphy system report Monthly security reports
Enhance sustainable environmental management and social development	Environmental management	Environmental Health Services	30/06/2014			Ensure that Environmental Health law enforcement is implemented in urban areas.	Ensure that Environmental Health law enforcement is implemented in urban areas.	Ensure that Environmental Health law enforcement is implemented in urban areas.	Ensure that Environmental Health law enforcement is implemented in urban areas.		Environmental Health Management Plan Monthly Reports	
	Library Services	Library management	30/06/2014	R 5 124 893		Ensure that Libraries are well managed. Facilitate the establishment of new libraries.	Ensure that Libraries are well managed. Facilitate the establishment of new libraries.	Ensure that Libraries are well managed. Facilitate the establishment of new libraries.	Ensure that Libraries are well managed. Facilitate the establishment of new libraries.		Library management programme Monthly Reports	
	Maintenance and upgrade of parks and open spaces	Parks & open space policy development	30/06/2014			Ensure that policy is drafted to manage the establishment of new parks, cemeteris and open spaces and monitor implementation	Submit Parks, Cemeteries and Open Space Policy to Council by Dec	Monitor implementation of Parks, Cemeteries and Open Space Policy	Monitor implementation of Parks, Cemeteries and Open Space Policy		Parks Development Policy Monthly Reports	
GG	Effective and Efficient administration	Management and Administration	Purchase furniture and Library equipment	30/06/2014		R 50 000	Procurement of furniture and equipment	Procurement of furniture and equipment	Procurement of furniture and equipment	Procurement of furniture and equipment		Asset Register update
		Management and Administration	Purchase furniture for Nkowankowa and Lenyenye Community Halls, Julesburg and Burgersdorp Sport Facilities	30/06/2014		R 100 000	Procurement of furniture and equipment	Procurement of furniture and equipment	Procurement of furniture and equipment	Procurement of furniture and equipment		Asset Register update
	Regulatory Framework	Hawkers Policy & By-law	30/06/2014			Ensure that Hawkens policy and By-law is revised	Submit Hawkens Policy to Council for adoption and the By-law for public participation	Submit Hawkens Bylaw to CORP for gazetting	Gazetted By-law		Council Resolution on Hawkens Policy	

## Key Performance Indicators (KPIs) - Planning and Economic Development

KPA/ Theme	Strategic Objective	Programme	Departmental KPI	Baseline (end June 2013)	Target Sept '13	Target Dec '13	Target Mar '14	Target Jun '14	Reason for deviation	Means of verification
BSD	Improve access to sustainable and affordable services	Integrated Human Settlements	<i>IHSSP approved by 30 June '13</i>	actual awaited	not applicable this quarter	not applicable this quarter	not applicable this quarter	30 June 2013		Council Minutes
GG / MFVM	Increase financial viability	Budget management	% of departmental budget spent	actual awaited	25%	50%	75%	100%		Monthly financial budget reports
GG / MFVM	Increase financial viability	Financial reporting	% of AG queries responded to within 3 working days	100%	Not applicable this quarter	100%	Not applicable this quarter	Not applicable this quarter		Register of Audit queries & corresponding reports
LED	Create a stable economic environment by attracting suitable investors	Economic Growth and Investment	<i># of committed investors attracted through GTEDA</i>	5	Not applicable this quarter	Not applicable this quarter	Not applicable this quarter	5		Investment reports (LADC, MDDA, Premiers Office & SEDA)
LED	Increased investment in the GTM economy	Agriculture	<i># of Agricultural schemes supported (LED support)</i>	0	4	4	4	4		Job creation register (Tours, Xitshabi, Letsitele, Julesburg)
LED	Increased investment in the GTM economy	Community Works Programme	<i>Number of job opportunities created through the CWP</i>	2000	2045	2045	2045	2045		CWP Employment register
LED	Increased investment in the GTM economy	Community Works Programme	<i>Nr of cooperatives established and still functional in wards where the CWP is implemented</i>	4	Not applicable this quarter	4	Not applicable this quarter	4		SEDA reports
LED	Increased investment in the GTM economy	Enterprise Development (SMME support)	<i># of SMMEs capacitated through GTEDA (1 Per cluster)</i>	0	0	0	2	4		GTEDA SMME support report
LED	Increased investment in the GTM economy	Marketing and Investor Targeting	<i># of jobs created through municipal LED initiatives including Capital Projects</i>	503	100	200	400	600		LED monthly job creation report
LED	Increased investment in the GTM economy	Marketing and Investor Targeting	<i>R value in investment in the municipality</i>	Actual Awaited	R25m	R50m	R75m	R100m		GTEDA monthly project progress reports Minutes of meetings
LED	Increased investment in the GTM economy	Tourism	<i># of Tourism SMMEs exposed to the market</i>	LED	10	10	20	30		Itinerary Events report
LED	Integrated developmental planning	Integrated Spatial Development	<i># of Integrated Rural Nodal Development Plans</i>	0	0	0	0	1		Bulamahlo Nodal Development Plan
GG	Effective and Efficient administration	Management and Administration	<i># of departmental meetings</i>	Actual Awaited	3	6	9	12		Minutes and Attendance registers of Departmental meetings



**Quarterly targets per Project - Planning and Economic Development**

KPA/ Theme	Strategic Objective	Programme	Project	Planned end date	Opex 2013/2014	Capex 2013/2014	Qtr Ending Sept '13	Qtr Ending - Dec '13	Qtr Ending - Mar '14	Qtr Ending - Jun '14	Reason for deviation	Means of verification
BSD	Improve access to sustainable and affordable services	Human settlements	Emergency Housing (44 units)	30/06/2014	R 20 000		Completion of beneficiary lists and attach documents and details Submission of forms to COGHSTA Verification of beneficiaries Monitor project implementation to be completed by end of September	Monitor implementation and report progress	Monitor implementation and report progress	Monitor implementation and report progress		Updated RDP Housing Beneficiary list Correspondence regarding Housing Project steering Committee minutes & attendance registers
BSD	Improve access to sustainable and affordable services	Human settlements	<i>Housing coordination (600 RDP units)</i>	30/06/2014		COGHSTA	Completion of beneficiary lists and attach documents and details Submission of forms to COGHSTA Verification of beneficiaries Monitor project implementation	Monitor Project implementation and report progress on the building of houses at the allocated villages	Monitor Project implementation and report progress on the building of houses at the allocated villages	Monitor Project implementation and report progress on the building of houses at the allocated villages		Report on Mbekwana (64), Fofeza (36), Mphatedisa (35), Rampelo (65), JB (50), Kjujwana (50), Shiwambana (50), Nyanukani (50), Rhulani (50), Hovheni (50), Hweetjie (50), Nsolani (50)
LED	Integrated Developmental Planning	Land Acquisition	<i>Establishment of Lenyeny Cemetery</i>	30/06/2014		R 1 250 000	Planning of the establishment of a regional cemetery (Bulamahlo & Lesedi)	Design of regional cemetery (Bulamahlo & Lesedi)	Implementation	Commissioning of regional cemetery		Site establishment plans
SR/LED	Integrated Developmental Planning	Land Acquisition	<i>Acquisition of land at Politsi (residential)</i>	30/06/2016		R 1 000 000	Not applicable this quarter	Not applicable this quarter	Valuation and negotiations with owner.	Payment of deposit.		Correspondence Proof of payment
GG	Effective and Efficient administration	Management and Administration	Purchase office furniture and Equipment for the PED department	30/06/2014		R 40 000	Submit specifications to SCM	Procurement of furniture	Payment for furniture	Not applicable this quarter		Asset Register update
LED	Increased investment in the GTM economy	Marketing and Investor Targetting	<i>GTEDA Trade and Investment initiatives</i>	30/06/2014	R 2 500 000		Monitor GTEDA operations attend Board meetings and report progress on projects to Council	Monitor GTEDA operations attend Board meetings and report progress on projects to Council	Monitor GTEDA operations attend Board meetings and report progress on projects to Council	Monitor GTEDA operations attend Board meetings and report progress on projects to Council		GTEDA Monthly Progress Reports
LED	Increased investment in the GTM economy	Enterprise Development (SMME support)	<i>SMME Support</i>	30/06/2014	R 200 000		Develop programme to support SMMEs. Facilitate the SMME development activities in partnership with other development agencies (SEDA, LDC, LEDA).	Facilitate the SMME development activities in partnership with other development agencies (SEDA, LDC, LEDA) SMME in Business, Agriculture, Nkowanow Industrial and Trade	Facilitate the SMME development activities in partnership with other development agencies (SEDA, LDC, LEDA) SMME in Business, Agriculture, Nkowanow Industrial and Trade	Facilitate the SMME development activities in partnership with other development agencies (SEDA, LDC, LEDA) SMME in Business, Agriculture, Nkowanow Industrial and Trade		4 SMME Programme Support Plans Co-operatives establishment records
LED	Increased investment in the GTM economy	Tourism	<i>Tourism landmark project</i>	30/06/2014			Conceptualisation and consultation to identify a Tourism Landmark project	Packaging of Tourism Landmark Project	Test feasibility of Landmark project in the market	Tourism Landmark project proposal finalised		Tourism Landmark project Concept & implementation plan

**Quarterly targets per Project - Planning and Economic Development**

KPA/ Theme	Strategic Objective	Programme	Project	Planned end date	Opex 2013/2014	Capex 2013/2014	Qtr Ending Sept '13	Qtr Ending - Dec '13	Qtr Ending - Mar '14	Qtr Ending - Jun '14	Reason for deviation	Means of verification
SR/LED	Integrated Developmental Planning	Integrated Development Planning	<i>Rural Development Strategy</i>	30/06/2014			Appoint service provider for drafting a Rural Development Strategy. Monitor the drafting of a Rural Development Strategy. Ensure that all Departments are actively involved in the drafting of the strategy	Monitor the drafting of a Rural Development Strategy. Ensure that all Departments are actively involved in the drafting of the strategy	Draft Rural Development Strategy Ready by 30 March '13 for public consultation.	Submit Rural Development Strategy to Council for adoption along with the IDP.		Correspondence & public Participation records Rural Development Strategy Council Minutes on Rural Development Strategy
SR/LED	Integrated Developmental Planning	Integrated Development Planning	<i>Rural Nodal Development Plans Bulamahlo (Community Centre)</i>	30/06/2014	R 500 000		Appointment of Service Provider	Appointment of service provider to implement identified project	Draft feasibility study presented to Councillors. Approve Conditions of Establishment	Proclaimed township		Township approval
SR/LED	Integrated Developmental Planning	Integrated Development Planning	Socio - Economic survey	30/06/2014			Investigate possible service providers for the Socio - Economic survey. Appoint service provider. Ensure that TOR covers poverty alleviation, indicators of economic growth & indigent management	Monitor the Socio - Economic Survey processes and report progress to Council	Monitor the Socio - Economic Survey processes and report progress to Council	Submit report to Council on the findings of the Socio - Economic survey		Signed SLA Progress Reports Council Item
SR/LED	Integrated Developmental Planning	Integrated Spatial development	<i>Review of Spatial Development Framework</i>	30/06/2014	R 1 200 000		Appointment of service provider	Data collection, legislative compliance, public participation, socio economic research and approval	Draft SDF ready for public participation	SDF finalised and approved by Council		Revised SDF Council Minutes
SR/LED	Integrated Developmental Planning	Integrated Spatial development	<i>Land Use Management System</i>	30/06/2014	R 1 500 000		Not applicable this quarter	Appointment of service provider	Data collection, legislative compliance, public participation, socio economic research and approval	Data collection, legislative compliance, public participation, socio economic research and approval		Progress Reports

**CAPITAL WORKS PLAN 2013/14 - 2015/16**

WARD	CAPITAL ITEM	START DATE	END DATE	CAPITAL BUDGET 2013/14	Projected Expenditure										TOTAL EXPENDITURE 2013/2014	CAPITAL BUDGET 2014/2015	CAPITAL BUDGET 2015/2016	Source of Funding														
					Jul '13	Aug '13	Sep '13	Oct '13	Nov '13	Dec '13	Jan '14	Feb '14	Mar '14	Apr '14					May '14	Jun '14												
<b>OWN SOURCE &amp; LOANS</b>																																
<b>Office of the Municipal Manager</b>																																
Civic Center	Purchase office furniture and Equipment for the MM's department	01/07/2013	30/06/2016	R 409 000	R	-	R	-	R	-	R	-	R	-	R	-	R	109 000	R	100 000	R	100 000	R	100 000	tbd	R 500 000	R 500 000	Own				
Civic Center	Purchase of the Audit Management Software	01/07/2014	30/06/2015	n/a	n/a	n/a	n/a	n/a	n/a	n/a	n/a	n/a	n/a	n/a	n/a	n/a	n/a	n/a	n/a	n/a	n/a	n/a	n/a	n/a	tbd	R 200 000	n/a	Own				
<b>Office of the Chief Financial Officer</b>																																
Civic Center	Purchase office furniture and Equipment for the CFO's office	01/07/2013	30/06/2016	R 300 000	R	-	R	-	R	-	R	-	R	-	R	-	R	50 000	R	50 000	R	50 000	R	50 000	tbd	R 500 000	R 500 000	Own				
<b>Corporate Services Department</b>																																
Civic Center	Computers and IT Equipment for the CFO's department	01/07/2013	30/06/2014	R 200 000	R	-	R	-	R	-	R	-	R	-	R	-	R	50 000	R	50 000	R	-	R	-	R	-	tbd	n/a	n/a	Own		
Civic Center	Purchase of Laptops	01/07/2013	30/06/2014	R 84 000	R	-	R	-	R	-	R	-	R	-	R	-	R	42 000	R	42 000	R	-	R	-	R	-	tbd	n/a	n/a	Own		
Civic Center	Purchase office furniture, equipments and books for the Corporate Services department	01/07/2013	30/06/2016	R 230 500	R	-	R	-	R	-	R	-	R	-	R	-	R	230 500	R	230 500	R	0	R	0	R	0	tbd	R 500 000	R 500 000	Own		
Civic Center	Fireproofing of IT server room	01/07/2014	30/06/2015	n/a	n/a	n/a	n/a	n/a	n/a	n/a	n/a	n/a	n/a	n/a	n/a	n/a	n/a	n/a	n/a	n/a	n/a	n/a	n/a	n/a	n/a	tbd	R 500 000	n/a	Own			
<b>Electrical Engineering Department</b>																																
17&20	Apollo lights at Dan village	01/07/2013	30/06/2014	R 500 000	R	-	R	-	R	-	R	-	R	-	R	-	R	250 000	R	250 000	R	-	R	-	R	-	tbd	n/a	n/a	Own		
10	Apollo lights at Motupa village	01/07/2013	30/06/2014	R 500 000	R	-	R	-	R	-	R	-	R	-	R	-	R	250 000	R	250 000	R	-	R	-	R	-	tbd	n/a	n/a	Own		
3	Apollo lights at Nyagelani (Radoo) village	01/07/2013	30/06/2014	R 500 000	R	-	R	-	R	-	R	-	R	-	R	-	R	250 000	R	250 000	R	-	R	-	R	-	tbd	n/a	n/a	Own		
29	Apollo lights at Ticklyline village	01/07/2013	30/06/2014	R 500 000	R	-	R	-	R	-	R	-	R	-	R	-	R	250 000	R	250 000	R	-	R	-	R	-	tbd	n/a	n/a	Own		
7	Apollo lights at Moruji	01/07/2013	30/06/2014	R 500 000	R	-	R	-	R	-	R	-	R	-	R	-	R	250 000	R	250 000	R	-	R	-	R	-	tbd	n/a	n/a	Own		
ALL	Purchase electrical equipment	01/07/2013	30/06/2014	R 25 000	R	-	R	-	R	-	R	-	R	-	R	-	R	25 000	R	25 000	R	-	R	-	R	-	tbd	n/a	n/a	Own		
ALL	Service Contribution	01/07/2013	30/06/2014	R 15 000 000	R	0	R	0	R	0	R	0	R	0	R	0	R	2 500 000	R	2 500 000	R	2 500 000	R	2 500 000	R	2 500 000	tbd	R 15 000 000	R 15 000 000	Own		
ALL	Energy efficiency and demand	01/07/2013	30/06/2014	R 5 000 000	R	0	R	0	R	0	R	0	R	0	R	0	R	500 000	R	500 000	R	500 000	R	500 000	R	1 000 000	R	1 000 000	tbd	R 5 000 000	R 5 000 000	DOE
16	Rebuilding of Lines-Atherstone sub -redbank and Enslin (12km)	01/07/2013	30/06/2014	R 2 160 000	R	0	R	0	R	0	R	0	R	0	R	0	R	1 080 000	R	1 080 000	R	0	R	0	R	1 080 000	tbd	n/a	n/a	Own		
14/15	Electricity capacity building - Avis old SAZ to Powers station	01/07/2013	30/06/2014	R 8 000 000	R	0	R	0	R	480 000	R	300 000	R	300 000	R	320 000	R	1 200 000	R	1 200 000	R	1 200 000	R	1 000 000	R	1 000 000	R	1 000 000	tbd	n/a	n/a	Own
16	SAB Re-routing of HT Cable NERSA Audit	01/07/2013	30/06/2014	R 800 000	R	0	R	0	R	0	R	0	R	0	R	0	R	600 000	R	600 000	R	0	R	0	R	200 000	tbd	n/a	n/a	Own		
ALL	Renewal sparis and Maintenance on airconditioners	01/07/2013	30/06/2014	R 40 000	R	0	R	0	R	10 000	R	0	R	0	R	0	R	10 000	R	10 000	R	0	R	0	R	10 000	tbd	n/a	n/a	Own		
ALL	Renewal Repairs and Maintenance on distribution network	01/07/2013	30/06/2014	R 3 000 000	R	0	R	0	R	750 000	R	0	R	0	R	0	R	750 000	R	750 000	R	0	R	0	R	750 000	tbd	n/a	n/a	Own		
13,14,15	Renewal, Repairs and Maintenance on pre paid meters	01/07/2013	30/06/2014	R 500 000	R	0	R	0	R	125 000	R	0	R	0	R	0	R	125 000	R	125 000	R	0	R	0	R	125 000	tbd	R 566 460	n/a	Own		
ALL	Installation of New Automatic reclosers	01/07/2013	30/06/2014	R 300 000	R	0	R	0	R	0	R	0	R	0	R	0	R	300 000	R	300 000	R	0	R	0	R	0	tbd	n/a	n/a	Own		
14	Electricity capacity building - Cable network renewal	01/07/2013	30/06/2014	R 2 000 000	R	0	R	0	R	0	R	0	R	0	R	0	R	1 100 000	R	300 000	R	300 000	R	300 000	R	300 000	tbd	R 2 000 000	R 2 000 000	Own		
15	New Double garage to house protection equipment	01/07/2013	30/06/2014	R 150 000	R	0	R	0	R	0	R	0	R	0	R	0	R	70 000	R	80 000	R	0	R	0	R	0	tbd	n/a	n/a	Own		
Civic Center	Purchase office furniture and equipment for the Electrical Engineering Department	01/07/2013	30/06/2016	R 200 000	R	0	R	0	R	0	R	0	R	0	R	0	R	50 000	R	50 000	R	0	R	0	R	0	tbd	R 500 000	R 500 000	Own		
34	Apollo lights at Lephane and Khopo	01/07/2013	30/06/2015	n/a	n/a	n/a	n/a	n/a	n/a	n/a	n/a	n/a	n/a	n/a	n/a	n/a	n/a	n/a	n/a	n/a	n/a	n/a	n/a	n/a	n/a	n/a	R 520 000	n/a	Own			
27	Apollo light at Makhubidung	01/07/2013	30/06/2015	n/a	n/a	n/a	n/a	n/a	n/a	n/a	n/a	n/a	n/a	n/a	n/a	n/a	n/a	n/a	n/a	n/a	n/a	n/a	n/a	n/a	n/a	n/a	R 520 000	n/a	Own			
27, 28	Apollo light at Burgersdorp	01/07/2013	30/06/2015	n/a	n/a	n/a	n/a	n/a	n/a	n/a	n/a	n/a	n/a	n/a	n/a	n/a	n/a	n/a	n/a	n/a	n/a	n/a	n/a	n/a	n/a	n/a	R 520 000	n/a	Own			
26	Apollo lights at Khopo	01/07/2013	30/06/2015	n/a	n/a	n/a	n/a	n/a	n/a	n/a	n/a	n/a	n/a	n/a	n/a	n/a	n/a	n/a	n/a	n/a	n/a	n/a	n/a	n/a	n/a	n/a	R 520 000	n/a	Own			
1	Apollo lights at Molioko and Pelana village	01/07/2015	30/06/2016	n/a	n/a	n/a	n/a	n/a	n/a	n/a	n/a	n/a	n/a	n/a	n/a	n/a	n/a	n/a	n/a	n/a	n/a	n/a	n/a	n/a	n/a	n/a	R 540 000	n/a	Own			
2	Apollo lights at Mawa Block 8 and 9	01/07/2015	30/06/2016	n/a	n/a	n/a	n/a	n/a	n/a	n/a	n/a	n/a	n/a	n/a	n/a	n/a	n/a	n/a	n/a	n/a	n/a	n/a	n/a	n/a	n/a	n/a	R 540 000	n/a	Own			
24	Apollo lights at Petanenge and Zanzhoma	01/07/2015	30/06/2016	n/a	n/a	n/a	n/a	n/a	n/a	n/a	n/a	n/a	n/a	n/a	n/a	n/a	n/a	n/a	n/a	n/a	n/a	n/a	n/a	n/a	n/a	n/a	n/a	R 540 000	Own			
23	Apollo lights at Mariveni	01/07/2015	30/06/2016	n/a	n/a	n/a	n/a	n/a	n/a	n/a	n/a	n/a	n/a	n/a	n/a	n/a	n/a	n/a	n/a	n/a	n/a	n/a	n/a	n/a	n/a	n/a	n/a	R 540 000	Own			
32	Apollo lights at Moime and Shikwambana	01/07/2015	30/06/2016	n/a	n/a	n/a	n/a	n/a	n/a	n/a	n/a	n/a	n/a	n/a	n/a	n/a	n/a	n/a	n/a	n/a	n/a	n/a	n/a	n/a	n/a	n/a	n/a	R 540 000	Own			
21	Apollo lights at Lusaka	01/07/2015	30/06/2016	n/a	n/a	n/a	n/a	n/a	n/a	n/a	n/a	n/a	n/a	n/a	n/a	n/a	n/a	n/a	n/a	n/a	n/a	n/a	n/a	n/a	n/a	n/a	n/a	R 540 000	Own			
9	Apollo lights at Sethong	01/07/2015	30/06/2016	n/a	n/a	n/a	n/a	n/a	n/a	n/a	n/a	n/a	n/a	n/a	n/a	n/a	n/a	n/a	n/a	n/a	n/a	n/a	n/a	n/a	n/a	n/a	n/a	R 540 000	Own			
9	Apollo lights at Moleketla	01/07/2015	30/06/2016	n/a	n/a	n/a	n/a	n/a	n/a	n/a	n/a	n/a	n/a	n/a	n/a	n/a	n/a	n/a	n/a	n/a	n/a	n/a	n/a	n/a	n/a	n/a	n/a	R 540 000	Own			
4	Apollo lights at Xihoko	01/07/2015	30/06/2016	n/a	n/a	n/a	n/a	n/a	n/a	n/a	n/a	n/a	n/a	n/a	n/a	n/a	n/a	n/a	n/a	n/a	n/a	n/a	n/a	n/a	n/a	n/a	n/a	n/a	R 540 000	Own		
13	Apollo lights at Mandlakazi	01/07/2015	30/06/2016	n/a	n/a	n/a	n/a	n/a	n/a	n/a	n/a	n/a	n/a	n/a	n/a	n/a	n/a	n/a	n/a	n/a	n/a	n/a	n/a	n/a	n/a	n/a	n/a	n/a	R 540 000	Own		
17,20	Apollo lights at Nkwankowa	01/07/2015	30/06/2016	n/a	n/a	n/a	n/a	n/a	n/a	n/a	n/a	n/a	n/a	n/a	n/a	n/a	n/a	n/a	n/a	n/a	n/a	n/a	n/a	n/a	n/a	n/a	n/a	n/a	R 540 000	Own		
22	Apollo lights at Rita	01/07/2015	30/06/2016	n/a	n/a	n/a	n/a	n/a	n/a	n/a	n/a	n/a	n/a	n/a	n/a	n/a	n/a	n/a	n/a	n/a	n/a	n/a	n/a	n/a	n/a	n/a	n/a	n/a	R 540 000	Own		
ALL	Installation of new streetlights (12)	01/07/2013	30/06/2016	n/a	n/a	n/a	n/a	n/a	n/a	n/a	n/a	n/a	n/a	n/a	n/a	n/a	n/a	n/a	n/a	n/a	n/a	n/a	n/a	n/a	n/a	n/a	n/a	R 150 000	R 200 000	Own		
16	Traffic lights at Letaba Cross	01/07/2014	30/06/2015	n/a	n/a	n/a	n/a	n/a	n/a	n/a	n/a	n/a	n/a	n/a	n/a	n/a	n/a	n/a	n/a	n/a	n/a	n/a	n/a	n/a	n/a	n/a	n/a	R 300 000	Own			
13	Traffic lights at R71 turn off Deerpark	01/07/2014	30/06/2015	n/a	n/a	n/a	n/a	n/a	n/a	n/a	n/a	n/a	n/a	n/a	n/a	n/a	n/a	n/a	n/a	n/a	n/a	n/a	n/a	n/a	n/a	n/a	n/a	R 300 000	Own			

**CAPITAL WORKS PLAN 2013/14 - 2015/16**

WARD	CAPITAL ITEM	START DATE	END DATE	CAPITAL BUDGET 2013/14	Projected Expenditure						Projected Expenditure						TOTAL EXPENDITURE 2013/2014	CAPITAL BUDGET 2014/2015	CAPITAL BUDGET 2015/2016	Source of Funding
					Jul '13	Aug '13	Sep '13	Oct '13	Nov '13	Dec '13	Jan '14	Feb '14	Mar '14	Apr '14	May '14	Jun '14				
22	Traffic light at R36 Rita turn off to Ramalema	01/07/2015	30/06/2016	n/a	n/a	n/a	n/a	n/a	n/a	n/a	n/a	n/a	n/a	n/a	n/a	n/a	n/a	R 400 000	Own	
31	Traffic lights at R36 turn off Lenyene	01/07/2015	30/06/2016	n/a	n/a	n/a	n/a	n/a	n/a	n/a	n/a	n/a	n/a	n/a	n/a	n/a	n/a	R 400 000	Own	
23	Rebuilding of Lines-Eureka - De neck (9 km)	01/07/2014	30/06/2015	n/a	n/a	n/a	n/a	n/a	n/a	n/a	n/a	n/a	n/a	n/a	n/a	n/a	R 1 000 000	n/a	Own	
13	Rebuilding of Lines-Mapietskop - Mizelebar (7km)	01/07/2014	30/06/2015	n/a	n/a	n/a	n/a	n/a	n/a	n/a	n/a	n/a	n/a	n/a	n/a	n/a	R 1 000 000	n/a	Own	
14	Rebuilding of Lines-Politsi valley - Dap. Naudé (15 km)	01/07/2014	30/06/2015	n/a	n/a	n/a	n/a	n/a	n/a	n/a	n/a	n/a	n/a	n/a	n/a	n/a	R 2 000 000	n/a	Own	
13	Rainbow Chicken - Construction of new 33 kV switchyard and overhead line	01/07/2014	30/06/2016	n/a	n/a	n/a	n/a	n/a	n/a	n/a	n/a	n/a	n/a	n/a	n/a	n/a	R 2 870 000	R 8 400 000	Own	
14,15	Electricity capacity building - Build and equip prison Sub	01/07/2014	30/06/2015	n/a	n/a	n/a	n/a	n/a	n/a	n/a	n/a	n/a	n/a	n/a	n/a	n/a	R 2 500 000	n/a	Own	
14	Electricity capacity building - Avsperk - SS 1	01/07/2014	30/06/2015	n/a	n/a	n/a	n/a	n/a	n/a	n/a	n/a	n/a	n/a	n/a	n/a	n/a	R 200 000	n/a	Own	
14,15	Install new protection relays	01/07/2014	30/06/2016	n/a	n/a	n/a	n/a	n/a	n/a	n/a	n/a	n/a	n/a	n/a	n/a	n/a	R 650 000	R 700 000	Own	
14,15	Miniature substations (NERSA Audit)	01/07/2014	30/06/2016	n/a	n/a	n/a	n/a	n/a	n/a	n/a	n/a	n/a	n/a	n/a	n/a	n/a	R 1 000 000	R 1 000 000	Own	
16	Rebuilding of Lines- Greenfog - Heanerstrum (12km)	01/07/2015	30/06/2016	n/a	n/a	n/a	n/a	n/a	n/a	n/a	n/a	n/a	n/a	n/a	n/a	n/a	n/a	R 2 000 000	Own	
23	Rebuilding of Lines- Gravelote - De Neck (15km)	01/07/2015	30/06/2016	n/a	n/a	n/a	n/a	n/a	n/a	n/a	n/a	n/a	n/a	n/a	n/a	n/a	n/a	R 2 000 000	Own	
23	Rebuilding of Lines- Lalapanzi - Waterbok (7km)	01/07/2015	30/06/2016	n/a	n/a	n/a	n/a	n/a	n/a	n/a	n/a	n/a	n/a	n/a	n/a	n/a	n/a	R 1 500 000	Own	
19	Rebuilding of Lines- Letsitele valley substation - Bosbou and all T offs (22km)	01/07/2015	30/06/2016	n/a	n/a	n/a	n/a	n/a	n/a	n/a	n/a	n/a	n/a	n/a	n/a	n/a	n/a	R 2 000 000	Own	
15	Installation of New 2 x 20 MVA Transformers	01/07/2015	30/06/2016	n/a	n/a	n/a	n/a	n/a	n/a	n/a	n/a	n/a	n/a	n/a	n/a	n/a	n/a	R 5 000 000	Own	
13	Installation of New 1 x 60 MVA Transformers	01/07/2015	30/06/2016	n/a	n/a	n/a	n/a	n/a	n/a	n/a	n/a	n/a	n/a	n/a	n/a	n/a	n/a	R 500 000	Own	
15	Installation of New 2 x 2 MVA Transformers	01/07/2015	30/06/2016	n/a	n/a	n/a	n/a	n/a	n/a	n/a	n/a	n/a	n/a	n/a	n/a	n/a	n/a	R 4 000 000	Own	
13,14,15	Construction of new 66 kV line from Tzaneen to Tarentaal	01/07/2015	30/06/2016	n/a	n/a	n/a	n/a	n/a	n/a	n/a	n/a	n/a	n/a	n/a	n/a	n/a	n/a	R 3 736 389	Own	
ALL	Provision of Capital Tools (Urban)	01/07/2015	30/06/2016	n/a	n/a	n/a	n/a	n/a	n/a	n/a	n/a	n/a	n/a	n/a	n/a	n/a	n/a	R 550 000	Own	
ALL	Provision of Capital Tools (Outlying)	01/07/2015	30/06/2016	n/a	n/a	n/a	n/a	n/a	n/a	n/a	n/a	n/a	n/a	n/a	n/a	n/a	n/a	R 550 000	Own	
ALL	Installation of Fire wall protection	01/07/2015	30/06/2016	n/a	n/a	n/a	n/a	n/a	n/a	n/a	n/a	n/a	n/a	n/a	n/a	n/a	n/a	R 1 550 000	Own	
23	Upgrading of Waterbok substation	01/07/2015	30/06/2016	n/a	n/a	n/a	n/a	n/a	n/a	n/a	n/a	n/a	n/a	n/a	n/a	n/a	n/a	R 1 100 000	Own	
15	Relocating of Pusele Substation	01/07/2015	30/06/2016	n/a	n/a	n/a	n/a	n/a	n/a	n/a	n/a	n/a	n/a	n/a	n/a	n/a	n/a	R 1 100 000	Own	
14,15	Retrofitting old panels with new safe technologies	01/07/2015	30/06/2016	n/a	n/a	n/a	n/a	n/a	n/a	n/a	n/a	n/a	n/a	n/a	n/a	n/a	n/a	R 2 600 000	Own	
ALL	Replace analogue radios with cell technology	01/07/2015	30/06/2016	n/a	n/a	n/a	n/a	n/a	n/a	n/a	n/a	n/a	n/a	n/a	n/a	n/a	n/a	R 100 000	Own	
<b>Engineering Services Department</b>																				
21&24	Sasekani to Nkwankowa D Tar Road	01/07/2013	30/06/2014	R 6 500 843	R 0	R 3 250 422	R 3 250 422	R 0	R 0	R 0	R 0	R 0	R 0	R 0	R 0	R 0	R 0	n/a	n/a	MIG & GTM
25	Mafarana, Ntsako, Bonn to Sedan Tar Road	01/07/2013	30/06/2014	R 16 137 152	R 2 689 525	R 2 689 525	R 2 689 525	R 2 689 525	R 2 689 525	R 2 689 525	R 0	R 0	R 0	R 0	R 0	R 0	R 0	n/a	n/a	MIG & GTM
21	Nkwankowa C - Ring Road	01/07/2013	30/06/2014	R 5 000 000	R 1 666 667	R 1 666 667	R 1 666 667	R 0	R 0	R 0	R 0	R 0	R 0	R 0	R 0	R 0	R 0	n/a	n/a	NDPG
3	Ramotshinyadi Bridge	01/07/2013	30/06/2014	R 12 006 030	R 1 500 754	R 1 500 754	R 1 500 754	R 1 500 754	R 1 500 754	R 1 500 754	R 1 500 754	R 0	R 0	R 0	R 0	R 0	R 0	n/a	n/a	MIG & GTM
14	Agatha street (Tzaneen) Refurbishment	01/07/2013	30/06/2014	R 1 500 000		R 150 000	R 337 500	R 337 500	R 337 500	R 337 500	R 0	R 0	R 0	R 0	R 0	R 0	R 0	n/a	n/a	Own
14	Sapekoe drive (Tzaneen) Refurbishment - phase 1	01/07/2013	30/06/2014	R 2 500 000		R 150 000	R 587 500	R 587 500	R 587 500	R 587 500	R 0	R 0	R 0	R 0	R 0	R 0	R 0	n/a	n/a	Own
21	Khaya street (Nkwankowa) Refurbishment - phase 1	01/07/2013	30/06/2014	R 2 500 000		R 150 000	R 587 500	R 587 500	R 587 500	R 587 500	R 0	R 0	R 0	R 0	R 0	R 0	R 0	n/a	n/a	Own
21	Bankuna street (Nkwankowa) Refurbishment - phase 1	01/07/2013	30/06/2014	R 3 000 000		R 150 000	R 712 500	R 712 500	R 712 500	R 712 500	R 0	R 0	R 0	R 0	R 0	R 0	R 0	n/a	n/a	Own
1	Mantawa to Maropatale Tar	01/07/2013	30/06/2014	R 20 767 635	R 1 730 636	R 1 730 636	R 1 730 636	R 1 730 636	R 1 730 636	R 1 730 636	R 1 730 636	R 1 730 636	R 1 730 636	R 1 730 636	R 1 730 636	R 1 730 636	R 1 730 636	n/a	n/a	GTM & MIG
7&11	Thapane to Moruji Tar	01/07/2013	30/06/2014	R 37 991 687	R 3 165 973	R 3 165 973	R 3 165 973	R 3 165 973	R 3 165 973	R 3 165 973	R 3 165 973	R 3 165 973	R 3 165 973	R 3 165 973	R 3 165 973	R 3 165 973	R 3 165 973	n/a	n/a	GTM & MIG
ALL	Rural Household Infrastructure Grant (Sanitation)	01/07/2013	30/06/2016	R 4 000 000	R 0	R 0	R 1 000 000	R 1 000 000	R 1 000 000	R 1 000 000	R 0	R 0	R 0	R 0	R 0	R 0	R 0	R 4 500 000	R 4 500 000	NT
All	Purchase a vehicle for the Speaker	01/07/2013	30/06/2014	R 480 000	R 480 000	R 0	R 0	R 0	R 0	R 0	R 0	R 0	R 0	R 0	R 0	R 0	R 0	n/a	n/a	Own
Civic Centre	Construction of a new carport at the Museum	01/07/2013	30/06/2014	R 100 000	R 0	R 0	R 100 000	R 0	R 0	R 0	R 0	R 0	R 0	R 0	R 0	R 0	R 0	n/a	n/a	Own
Civic Centre	Provision of parking at Waste Management offices	01/07/2013	30/06/2014	R 10 000	R 0	R 0	R 10 000	R 0	R 0	R 0	R 0	R 0	R 0	R 0	R 0	R 0	R 0	n/a	n/a	Own
19	Expansion of storage facility at Nkwankowa Testing Station and shelves	01/07/2013	30/06/2014	R 40 000	R 0	R 0	R 40 000	R 0	R 0	R 0	R 0	R 0	R 0	R 0	R 0	R 0	R 0	n/a	n/a	Own
15	Convert H.C.R.W. storeroom into office/conference room in Tzaneen	01/07/2013	30/06/2014	R 100 000	R 0	R 0	R 100 000	R 0	R 0	R 0	R 0	R 0	R 0	R 0	R 0	R 0	R 0	n/a	n/a	Own
Civic Centre	Upgrading and extension of trade license office	01/07/2013	30/06/2014	R 40 000	R 0	R 0	R 40 000	R 0	R 0	R 0	R 0	R 0	R 0	R 0	R 0	R 0	R 0	n/a	n/a	Own
15	Partitioning of Tourism Centre	01/07/2013	30/06/2014	R 250 000	R 0	R 0	R 0	R 0	R 250 000	R 0	R 0	R 0	R 0	R 0	R 0	R 0	R 0	n/a	n/a	Own

CAPITAL WORKS PLAN 2013/14 - 2015/16

WARD	CAPITAL ITEM	START DATE	END DATE	CAPITAL BUDGET 2013/14	Projected Expenditure						Projected Expenditure						TOTAL EXPENDITURE 2013/2014	CAPITAL BUDGET 2014/2015	CAPITAL BUDGET 2015/2016	Source of Funding		
					Jul '13	Aug '13	Sep '13	Oct '13	Nov '13	Dec '13	Jan '14	Feb '14	Mar '14	Apr '14	May '14	Jun '14						
15	Renovation of Municipal Swimming Pool in Tzaneen	01/07/2013	30/06/2014	R 3 692 000	R 0	R 0	R 692 000	R 0	R 0	R 0	R 0	R 0	R 0	R 3 000 000	R -	R -	R -	tdb	n/a	n/a	MIG & GTM	
31	Upgrading of Lenyene Stadium	01/07/2013	30/06/2014	R 5 000 000	R 0	R 0	R 0	R 0	R 0	R 0	R 0	R 0	R 0	R 1 250 000	R 1 250 000	R 1 250 000	R 1 250 000	tdb	n/a	n/a	MIG & GTM	
19	Upgrading of Nkowankowa Stadium	01/07/2013	30/06/2014	R 2 000 000	R 0	R 0	R 0	R 0	R 0	R 0	R 0	R 0	R 0	R 0	R -	R 1 000 000	R 1 000 000	tdb	n/a	n/a	MIG & GTM	
All	Purchase Survey Equipment	01/07/2013	30/06/2014	R 150 000	R 0	R 0	R 150 000	R 0	R 0	R 0	R 0	R 0	R 0	R 0	R -	R -	R -	tdb	n/a	n/a	Own	
All	Purchase generators	01/07/2013	30/06/2014	R 60 000	R 0	R 0	R 0	R 0	R 0	R 60 000	R 0	R 0	R 0	R 0	R -	R -	R -	tdb	n/a	n/a	Own	
All	Purchase welding machines	01/07/2013	30/06/2014	R 25 000	R 0	R 0	R 0	R 0	R 0	R 25 000	R 0	R 0	R 0	R 0	R -	R -	R -	tdb	n/a	n/a	Own	
All	Purchase Diesel bowser	01/07/2013	30/06/2014	R 65 000	R 0	R 0	R 0	R 0	R 0	R 65 000	R 0	R 0	R 0	R 0	R -	R -	R -	tdb	n/a	n/a	Own	
All	Purchase 2 Chain Saws	01/07/2013	30/06/2014	R 20 000	R 0	R 0	R 20 000	R 0	R 0	R 0	R 0	R 0	R 0	R 0	0	0	0	tdb	n/a	n/a	Own	
All	Replacement of small tools	01/07/2013	30/06/2014	R 50 000	R 0	R 0	R 50 000	R 0	R 0	R 0	R 0	R 0	R 0	R 0	0	0	0	tdb	n/a	n/a	Own	
All	Hawkers esplanades in rural areas	01/07/2013	30/06/2014	R 100 000	R 0	R 0	R 0	R 0	R 0	R 0	R 0	R 0	R 0	R 0	R -	R -	R -	100 000	tdb	n/a	n/a	MIG & Own
15	Hawkers esplanades in Tzaneen	01/07/2013	30/06/2014	R 140 000	R 0	R 0	R 0	R 0	R 0	R 0	R 0	R 0	R 0	R 0	R -	R -	R -	140 000	tdb	n/a	n/a	Own
tdb (Relela cluster)	Construction of a new community hall at Relela Cluster	01/07/2014	30/06/2015	R 1 000 000	R 0	R 0	R 0	R 0	R 0	R 0	R 0	R 0	R 0	R 0	R 333 333	R 333 333	R 333 333	tdb	R 5 000 000	n/a	MIG & GTM	
Civic Centre	Purchase and Installation of Air conditioners for the Corporate Services Department	01/07/2013	30/06/2014	R 66 000	R 0	R 0	R 66 000	R 0	R 0	R 0	R 0	R 0	R 0	R 0	R -	R -	R -	tdb	n/a	n/a	Own	
19	Construction of new toilet block at Nkowankowa	01/07/2014	30/06/2015	n/a	n/a	n/a	n/a	n/a	n/a	n/a	n/a	n/a	n/a	n/a	n/a	n/a	n/a	n/a	R 50 000	n/a	Own	
16	Construction of new toilet block at Tzaneen Testing Stations	01/07/2014	30/06/2015	n/a	n/a	n/a	n/a	n/a	n/a	n/a	n/a	n/a	n/a	n/a	n/a	n/a	n/a	n/a	R 50 000	n/a	Own	
15	Construction of new Ablution block at parks workshop in Tzaneen	01/07/2014	30/06/2015	n/a	n/a	n/a	n/a	n/a	n/a	n/a	n/a	n/a	n/a	n/a	n/a	n/a	n/a	n/a	R 100 000	n/a	Own	
15	40m² x extension of Public toilet-block at Tzaneen Sanlam Taxi rank	01/07/2015	30/06/2016	n/a	n/a	n/a	n/a	n/a	n/a	n/a	n/a	n/a	n/a	n/a	n/a	n/a	n/a	n/a	n/a	R 150 000	Own	
23	20m² x extension of Public toilet-block at Letsitele Sanlam Taxi rank	01/07/2015	30/06/2016	n/a	n/a	n/a	n/a	n/a	n/a	n/a	n/a	n/a	n/a	n/a	n/a	n/a	n/a	n/a	n/a	R 100 000	Own	
15	40m² x extension of Public toilet-block at Tzaneen Jhb Taxi Rank	01/07/2015	30/06/2016	n/a	n/a	n/a	n/a	n/a	n/a	n/a	n/a	n/a	n/a	n/a	n/a	n/a	n/a	n/a	n/a	R 150 000	Own	
14	Agatha Cemetery low level bridge	01/07/2014	30/06/2016	n/a	n/a	n/a	n/a	n/a	n/a	n/a	n/a	n/a	n/a	n/a	n/a	n/a	n/a	n/a	R 500 000	R 1 000 000	Own	
31	Mokonyane low level bridge	01/07/2014	30/06/2016	n/a	n/a	n/a	n/a	n/a	n/a	n/a	n/a	n/a	n/a	n/a	n/a	n/a	n/a	n/a	R 500 000	R 800 000	Own	
4	Rikhotso low level bridge	01/07/2014	30/06/2016	n/a	n/a	n/a	n/a	n/a	n/a	n/a	n/a	n/a	n/a	n/a	n/a	n/a	n/a	n/a	R 1 000 000	R 400 000	Own	
	Khubu to Lwandlamuni Low Level bridge	01/07/2014	30/06/2016	n/a	n/a	n/a	n/a	n/a	n/a	n/a	n/a	n/a	n/a	n/a	n/a	n/a	n/a	n/a	R 500 000	R 400 000	Own	
9	Khwekwe low level bridge	01/07/2015	30/06/2016	n/a	n/a	n/a	n/a	n/a	n/a	n/a	n/a	n/a	n/a	n/a	n/a	n/a	n/a	n/a	n/a	R 1 500 000	Own	
2	Mawa Block 12 Low level bridge	01/07/2015	30/06/2016	n/a	n/a	n/a	n/a	n/a	n/a	n/a	n/a	n/a	n/a	n/a	n/a	n/a	n/a	n/a	n/a	R 1 500 000	Own	
ALL	Speed humps	01/07/2014	30/06/2016	n/a	n/a	n/a	n/a	n/a	n/a	n/a	n/a	n/a	n/a	n/a	n/a	n/a	n/a	n/a	R 1 000 000	R 500 000	Own	
1,7	Maruji to Matswi, Khesholkwe Tar Road	01/07/2014	30/06/2016	n/a	n/a	n/a	n/a	n/a	n/a	n/a	n/a	n/a	n/a	n/a	n/a	n/a	n/a	n/a	R 29 999 999	R 29 999 999	MIG & GTM	
22, 24	Rita, Khopo, Lefara, Zanghoma to Berlin Tar Road	01/07/2014	30/06/2016	n/a	n/a	n/a	n/a	n/a	n/a	n/a	n/a	n/a	n/a	n/a	n/a	n/a	n/a	n/a	R 29 999 999	R 29 999 999	MIG & GTM	
22, 24, 28, 29	Tickline, Myakayaka, Burgersdorp, Gavaza to Mafarana Tar Road	01/07/2014	30/06/2016	n/a	n/a	n/a	n/a	n/a	n/a	n/a	n/a	n/a	n/a	n/a	n/a	n/a	n/a	n/a	R 22 305 428	R 29 041 810	MIG & GTM	
31	Lenyene Cemetery Tar road	01/07/2014	30/06/2015	n/a	n/a	n/a	n/a	n/a	n/a	n/a	n/a	n/a	n/a	n/a	n/a	n/a	n/a	n/a	R 1 000 000	0	GTM	
16	Agatha Cemetery Access road	01/07/2014	30/06/2015	n/a	n/a	n/a	n/a	n/a	n/a	n/a	n/a	n/a	n/a	n/a	n/a	n/a	n/a	n/a	R 600 000	n/a	GTM	
15	Construction of a new Museum in Tzaneen	01/07/2015	30/06/2016	n/a	n/a	n/a	n/a	n/a	n/a	n/a	n/a	n/a	n/a	n/a	n/a	n/a	n/a	n/a	n/a	R 6 000 000	MIG & GTM	
6	Construction of a new sport facility for Runnymede Cluster (Mfuleni-Goxela village)	01/07/2015	30/06/2016	n/a	n/a	n/a	n/a	n/a	n/a	n/a	n/a	n/a	n/a	n/a	n/a	n/a	n/a	n/a	n/a	R 5 642 600	MIG & GTM	
ALL	Construction of swimming pool in all clusters cluster	01/07/2015	30/06/2016	n/a	n/a	n/a	n/a	n/a	n/a	n/a	n/a	n/a	n/a	n/a	n/a	n/a	n/a	n/a	n/a	R 500 000	MIG & GTM	
ALL	Construction of new parks in all clusters	01/07/2015	30/06/2016	n/a	n/a	n/a	n/a	n/a	n/a	n/a	n/a	n/a	n/a	n/a	n/a	n/a	n/a	n/a	n/a	R 2 000 000	MIG & GTM	
15	Repairs and maintenance (Renewal) Tzaneen landfill site entrance	01/07/2014	30/06/2015	n/a	n/a	n/a	n/a	n/a	n/a	n/a	n/a	n/a	n/a	n/a	n/a	n/a	n/a	n/a	R 500 000	R -	Own	
16	Repairs and maintenance (Renewal) Haenertsburg DoC entrance road	01/07/2014	30/06/2015	n/a	n/a	n/a	n/a	n/a	n/a	n/a	n/a	n/a	n/a	n/a	n/a	n/a	n/a	n/a	R 500 000	R -	Own	
19	Repairs and maintenance (Renewal) Nkowankowa DoC entrance road	01/07/2014	30/06/2015	n/a	n/a	n/a	n/a	n/a	n/a	n/a	n/a	n/a	n/a	n/a	n/a	n/a	n/a	n/a	R 500 000		Own	
23	Repairs and maintenance (Renewal) Letsitele DoC entrance road	01/07/2015	30/06/2016	n/a	n/a	n/a	n/a	n/a	n/a	n/a	n/a	n/a	n/a	n/a	n/a	n/a	n/a	n/a	n/a	R 600 000	Own	
31	Repairs and maintenance (Renewal) Lenyene DoC entrance road	01/07/2015	30/06/2016	n/a	n/a	n/a	n/a	n/a	n/a	n/a	n/a	n/a	n/a	n/a	n/a	n/a	n/a	n/a	n/a	R 600 000	Own	
13	Tzaneen air field fencing	01/07/2015	30/06/2016	n/a	n/a	n/a	n/a	n/a	n/a	n/a	n/a	n/a	n/a	n/a	n/a	n/a	n/a	n/a	n/a	R 800 000	Own	
31	Construction of fencing at Lenyene Satellite Office	01/07/2015	30/06/2016	n/a	n/a	n/a	n/a	n/a	n/a	n/a	n/a	n/a	n/a	n/a	n/a	n/a	n/a	n/a	n/a	R 50 000	Own	
15	Palisade fencing at Civic centre in Tzaneen	01/07/2015	30/06/2016	n/a	n/a	n/a	n/a	n/a	n/a	n/a	n/a	n/a	n/a	n/a	n/a	n/a	n/a	n/a	n/a	R 300 000	Own	
19	Refurbishment to Nkowankowa offices	01/07/2015	30/06/2016	n/a	n/a	n/a	n/a	n/a	n/a	n/a	n/a	n/a	n/a	n/a	n/a	n/a	n/a	n/a	n/a	R 200 000	Own	

**CAPITAL WORKS PLAN 2013/14 - 2015/16**

WARD	CAPITAL ITEM	START DATE	END DATE	CAPITAL BUDGET 2013/14	Projected Expenditure												TOTAL EXPENDITURE 2013/2014	CAPITAL BUDGET 2014/2015	CAPITAL BUDGET 2015/2016	Source of Funding	
					Jul '13	Aug '13	Sep '13	Oct '13	Nov '13	Dec '13	Jan '14	Feb '14	Mar '14	Apr '14	May '14	Jun '14					
31	Refurbishment to Lenyenyne offices	01/07/2015	30/06/2016	n/a	n/a	n/a	n/a	n/a	n/a	n/a	n/a	n/a	n/a	n/a	n/a	n/a	n/a	n/a	R 200 000	Own	
16	Refurbishment to Heanersburg offices	01/07/2015	30/06/2016	n/a	n/a	n/a	n/a	n/a	n/a	n/a	n/a	n/a	n/a	n/a	n/a	n/a	n/a	n/a	R 200 000	Own	
23	Refurbishment to Letsitele offices	01/07/2015	30/06/2016	n/a	n/a	n/a	n/a	n/a	n/a	n/a	n/a	n/a	n/a	n/a	n/a	n/a	n/a	n/a	R 200 000	Own	
15	Replacement of roof in the civic centre in Tzaneen	01/07/2014	30/06/2015	n/a	n/a	n/a	n/a	n/a	n/a	n/a	n/a	n/a	n/a	n/a	n/a	n/a	n/a	R 500 000	n/a	Own	
16	Expansion of storeroom at Tzaneen Testing Station and shelves	01/07/2015	30/06/2016	n/a	n/a	n/a	n/a	n/a	n/a	n/a	n/a	n/a	n/a	n/a	n/a	n/a	n/a	n/a	R 135 000	Own	
26	Upgrading of Julesburg sport facility	01/07/2014	30/06/2015	n/a	n/a	n/a	n/a	n/a	n/a	n/a	n/a	n/a	n/a	n/a	n/a	n/a	n/a	R 5 072 630	n/a	MIG & Own	
28	Upgrading of Burgersdorp sport facility	01/07/2014	30/06/2015	n/a	n/a	n/a	n/a	n/a	n/a	n/a	n/a	n/a	n/a	n/a	n/a	n/a	n/a	R 3 000 000	n/a	MIG & Own	
ALL	Purchase office furniture and Equipment for the Engineering Services department	01/07/2014	30/06/2016	n/a	n/a	n/a	n/a	n/a	n/a	n/a	n/a	n/a	n/a	n/a	n/a	n/a	n/a	R 500 000	R 500 000	Own	
<b>Community Services Department</b>																					
15,16,23,25,27	Purchase furniture and Library equipment	01/07/2013	30/06/2016	R 50 000	R 5 000	R 5 000	R 5 000	R 5 000	R 5 000	R 5 000	R -	R 5 000	R 5 000	R 5 000	R 5 000	R 5 000	R -	tdb	R 500 000	R 500 000	Own
21, 28, 31	Purchase furniture for Nkawkowa and Lenyenyne Community Halls, Julesburg and Burgersdorp Sport Facilities	01/07/2013	30/06/2014	R 100 000	R 10 000	R 10 000	R 10 000	R 10 000	R 10 000	R 10 000	R -	R 10 000	R 10 000	R 10 000	R 10 000	R 10 000	R -	tdb	n/a	n/a	Own
15,16, 23,31	Renovation of Parks -Maritz Street and Extension 13, Lenyenyne, Letsitele and Heanersburg	01/07/2013	30/06/2014	R 1 000 000	R 333 333.33	R 333 333.33	R 333 333.33	R -	R -	R -	R -	R -	R -	R -	R -	R -	R -	tdb	n/a	n/a	MIG & GTM
19	Paving at Nkawkowa DLTC	01/07/2015	30/06/2016	n/a	n/a	n/a	n/a	n/a	n/a	n/a	n/a	n/a	n/a	n/a	n/a	n/a	n/a	n/a	R 30 000	Own	
15	Installation of a weigh bridge at Tzaneen DLTC	01/07/2015	30/06/2016	n/a	n/a	n/a	n/a	n/a	n/a	n/a	n/a	n/a	n/a	n/a	n/a	n/a	n/a	n/a	R 340 000	Own	
15	240m <sup>2</sup> concrete floor at Tzaneen Landfill Recycling depot (heavy-duty)	01/07/2015	30/06/2016	n/a	n/a	n/a	n/a	n/a	n/a	n/a	n/a	n/a	n/a	n/a	n/a	n/a	n/a	n/a	R 200 000	Own	
All wards	Kerbside Removals: Purchasing Bulk-bins	01/07/2014	30/06/2015	n/a	n/a	n/a	n/a	n/a	n/a	n/a	n/a	n/a	n/a	n/a	n/a	n/a	n/a	n/a	R 50 000	n/a	Own
15	Purchase 1 x Tub-Grinder	01/07/2014	30/06/2015	n/a	n/a	n/a	n/a	n/a	n/a	n/a	n/a	n/a	n/a	n/a	n/a	n/a	n/a	n/a	R 1 000 000	n/a	Own
15	Purchase 1 x High Pressure Cleaner	01/07/2014	30/06/2015	n/a	n/a	n/a	n/a	n/a	n/a	n/a	n/a	n/a	n/a	n/a	n/a	n/a	n/a	n/a	R 10 000	n/a	Own
15	Purchase of 2 x Chain-saws	01/07/2014	30/06/2015	n/a	n/a	n/a	n/a	n/a	n/a	n/a	n/a	n/a	n/a	n/a	n/a	n/a	n/a	n/a	R 10 000	n/a	Own
15	Purchase of 1 x Log-splitter	01/07/2014	30/06/2015	n/a	n/a	n/a	n/a	n/a	n/a	n/a	n/a	n/a	n/a	n/a	n/a	n/a	n/a	n/a	R 200 000	n/a	Own
15,16 + 23	Bulk-recycling bins	01/07/2014	30/06/2015	n/a	n/a	n/a	n/a	n/a	n/a	n/a	n/a	n/a	n/a	n/a	n/a	n/a	n/a	n/a	R 180 000	n/a	Own
All wards	Bulk Container	01/07/2014	30/06/2015	n/a	n/a	n/a	n/a	n/a	n/a	n/a	n/a	n/a	n/a	n/a	n/a	n/a	n/a	n/a	R 75 000	n/a	Own
21	Installation of a security system at Nkawkowa offices	01/07/2015	30/06/2016	n/a	n/a	n/a	n/a	n/a	n/a	n/a	n/a	n/a	n/a	n/a	n/a	n/a	n/a	n/a	R 100 000	Own	
31	Installation of a security system at Lenyenyne offices	01/07/2015	30/06/2016	n/a	n/a	n/a	n/a	n/a	n/a	n/a	n/a	n/a	n/a	n/a	n/a	n/a	n/a	n/a	R 100 000	Own	
16	Installation of a security system at Heanersburg offices	01/07/2015	30/06/2016	n/a	n/a	n/a	n/a	n/a	n/a	n/a	n/a	n/a	n/a	n/a	n/a	n/a	n/a	n/a	R 100 000	Own	
23	Installation of a security system at Letsitele offices	01/07/2015	30/06/2016	n/a	n/a	n/a	n/a	n/a	n/a	n/a	n/a	n/a	n/a	n/a	n/a	n/a	n/a	n/a	R 100 000	Own	
<b>Planning and Economic Development</b>																					
18	Establishment of Lenyenyne Cemetery	01/07/2013	30/06/2014	R 1 250 000	R 0	R 0	R 300 000	R 0	R 0	R 300 000	R 0	R 0	R 300 000	R 0	R 0	R 350 000	tdb	n/a	n/a	Own	
Civic Centre	Purchase office furniture and Equipment for the PED department	01/07/2013	30/06/2016	R 40 000	R 0	R 0	R 0	R 0	R 0	R 40 000	R 0	R 0	R 0	R 0	R 0	R 0	tdb	R 500 000	R 500 000	Own	
14	Acquisition of land at Politsi (residential)	01/07/2014	30/06/2016	R 1 000 000	R 0	R 0	R 0	R 0	R 0	R 0	R 0	R 0	R 0	R 0	R 0	R 1 000 000	tdb	R 3 000 000	R 7 000 000	Own	
15	Talana Hostel programme	01/07/2013	30/06/2016	n/a	n/a	n/a	n/a	n/a	n/a	n/a	n/a	n/a	n/a	n/a	n/a	n/a	n/a	R 500 000	R 500 000	Own	
16	Acquisition of land at Tzaneen (Residential)	01/07/2015	30/06/2016	n/a	n/a	n/a	n/a	n/a	n/a	n/a	n/a	n/a	n/a	n/a	n/a	n/a	n/a	n/a	R 4 000 000	Own	
19	Acquisition of land at Nkawkowa (Cemetery)	01/07/2014	30/06/2016	n/a	n/a	n/a	n/a	n/a	n/a	n/a	n/a	n/a	n/a	n/a	n/a	n/a	n/a	R 1 000 000	R 1 000 000	Own	
28	Transfer of state land to GTM (Regional Cemetery)	01/07/2014	30/06/2016	n/a	n/a	n/a	n/a	n/a	n/a	n/a	n/a	n/a	n/a	n/a	n/a	n/a	n/a	R 500 000	R 1 000 000	Own	
16, 22, 23,24,27, 28, 34	Support for small scale farming Partnership	01/07/2015	30/06/2016	n/a	n/a	n/a	n/a	n/a	n/a	n/a	n/a	n/a	n/a	n/a	n/a	n/a	n/a	n/a	R 500 000	Own	
<b>Total</b>				<b>R 169 629 847</b>														<b>R 155 599 516</b>	<b>R 202 725 797</b>		